



HAL
open science

VirtuElec: A Tool Designed by and for Students for Training in Electrical Hazards

Jean-Pierre Toumazet, Laurence Hamon, Carine Robles

► To cite this version:

Jean-Pierre Toumazet, Laurence Hamon, Carine Robles. VirtuElec: A Tool Designed by and for Students for Training in Electrical Hazards. elml 2021 : : The Thirteenth International Conference on Mobile, Hybrid, and On-line Learning, Jun 2021, Saint Laurent du Var, France. hal-03647224

HAL Id: hal-03647224

<https://uca.hal.science/hal-03647224v1>

Submitted on 20 Apr 2022

HAL is a multi-disciplinary open access archive for the deposit and dissemination of scientific research documents, whether they are published or not. The documents may come from teaching and research institutions in France or abroad, or from public or private research centers.

L'archive ouverte pluridisciplinaire **HAL**, est destinée au dépôt et à la diffusion de documents scientifiques de niveau recherche, publiés ou non, émanant des établissements d'enseignement et de recherche français ou étrangers, des laboratoires publics ou privés.

VirtuElec : A Tool Designed by and for Students for Training in Electrical Hazards

Jean-Pierre Toumazet¹, Laurence Hamon², Carine Robles²

¹ Institut Universitaire de Technologie Clermont Auvergne – dept. GEII (electrical engineering)

² Pôle IPPA – Learn'in Auvergne program

Université Clermont Auvergne

Clermont-Ferrand, France

Email : j-pierre.toumazet@uca.fr

Abstract— The teaching of electrical hazards for future professionals is an important issue. This problem is complex, because to train students in risk, it is necessary to confront them with dangerous situations, but without making them take risks. The VirtuElec project was born in this context: co-producing, with a company specialized in virtual reality, an environment simulating electrical hazards and allowing to train according to different scenarios at different levels of competence. The originality of the project is to involve the students themselves in the construction of this environment. By integrating a project team, they worked in a design office to co-develop this tool and enrich it with video and virtual supports: a training support carried out by students and for students. Students who participated in this project gained knowledge in the areas of electrical hazards, virtual reality, and teamwork, but they felt they gained the most proficiency in the last two skills.

Keywords- *Co-design ; Electrical hazards Simulation ; Immersive Virtual Reality ; Interactive Devices ; Multi-disciplinary ; Problem-Based Learning ; Professional gestures*

I. INTRODUCTION

It is essential for students in the field of competence of electrical engineering to have a good knowledge of electrical hazards, in order to be able to identify them and prevent accidents, which are usually very serious. This is indispensable first in the context of their training and for the actions they will have to carry out in the professional world. This is all the more true since, with the development of apprenticeship training and more generally the professionalization of training, learners are increasingly confronted in their training course with situations of potential danger in an industrial environment.

At present, training exists for the students concerned, but it takes place under conditions quite different from those they will face in their professional activity. Even if some interventions are indeed carried out in conditions close to the industrial context, on a real electrical cabinet, they require the presence of a trainer for a student, due to the presence of very real risks. Moreover, this situation is stressful for the student faced with the risk (even if all precautions are taken) and for the trainer, who assumes a heavy responsibility.

The objective of the project, co-developed with a company specialized in virtual reality, was the design of a virtual environment presenting different scenarios of electrical risks. Depending on the level of expertise of the learner, a mission is given to him or her and he or she must take the right decisions in terms of choice of intervention and protection equipment, of behavior in the face of a risk, and of control of professional gestures.

The objective is to have a unique, innovative, modern and efficient tool developed specifically for our training needs. The originality of the project is that it is a real partnership with a company, really involving students who have worked in a design office context, co-developing the tool in terms of ergonomics and functionality: An educational tool developed by students for students. After a presentation of the context of the use of virtual reality for the prevention of occupational risks and the modalities of development of the project in Section 2, the Section 3 describes the methodology followed by the project team, the functionalities of the tool developed, and the Section 4 presents first results of the evaluation of the perception of the project by the students who participated in its conception.

II. CONTEXT

The use of virtual reality for education has been the subject of many articles in recent years, addressing both the interest of this new tool, but also its limitations [1]-[4]. If we refer more specifically to the field of occupational safety and health, realistic virtual environments have many advantages [5][6]. The first and most obvious is the possibility of exploring an environment of potential danger, without taking risks, but also without putting colleagues at risk or causing damage to equipment. The learner also has the opportunity to perform actions and make mistakes without risk to him or her, and without feeling the pressure of other colleagues or the assessor, as would be the case in a real-life scenario [7]. He or she also has the possibility of being wrong, without consequence, and as many times as necessary. All these conditions lead the learner to be a real actor of his or her formation: the solution cannot come from elsewhere; the learner is obliged to act, to interact with what surrounds him or her, to progress in the mission.

The specific case of electrical hazards, which currently remains one of the main causes of fatal accidents in industrial environments, has been the subject of numerous studies and developments in the field of virtual reality. In particular, mention may be made the application of virtual reality for the training of electricians working on substations [8][9], in the field of construction [10] or power distribution networks [11], and more generally in all fields where electrical risks are present [12]. These generally concern tools for experienced professionals, the aim of which is to enable them to train on devices on which it is usually difficult, if not impossible, to train, either because of their difficult access or because it is impossible to manoeuvre on these elements without causing a customer blackout. Other types of educational tools exist in the context of electrical risk training, the most common being based on videos illustrating risk situations and including quizzes that allow students to position themselves in terms of what to do when an electrical risk appears. Even if these tools illustrate realistic situations, the students are always in the position of an outside observer, and are never really confronted with the potential danger. These learning conditions are therefore far from reality.

The VirtuElec project's approach is complementary to these developments: it aims to enable the training of students with no professional experience related to interventions on electrical installations. In this context, the virtual environment is of course intended to reproduce as closely as possible the real environment, but not in order to remind the learners of their daily life, but on the contrary to make them discover what their real future environment will be. In these circumstances, it is important to simplify the environment by not including too many non-essential elements, so that the learner can quickly focus on his or her mission. In addition, the target audience is wide, and skill levels in electrical hazard situations are very different. It was therefore necessary to provide a virtual environment compatible with several intervention scenarios.

III. MATERIALS AND METHODS

The first step in this work was to constitute a 'project team'. The work carried out is highly multidisciplinary and has been the subject of a close partnership between (1) the "Electrical engineering team" including two teachers in the field of electrical hazards, two technicians specialized in this field, and 9 undergraduate students; (2) the "partner company", a specialist in virtual reality and recipient of several awards in this field, (3) the "audio-visual team", composed of two technicians, for the production of audio and video media and (4) the "pedagogical engineering team", made up of two pedagogical engineers whose mission is to ensure the accompaniment of all the actors in this innovative approach (Figure 1).

From a practical point of view, the virtual environment was developed to be implemented on Oculus Quest 2 virtual reality headsets, which are autonomous headsets allowing

greater freedom of movement and better portability of the device [13]. The possibility of connecting the helmet to a large screen for demonstrations was also provided. Finally, the tool made also allows recording the journey of each learner in the virtual environment in video format, to be able to debrief a posteriori.

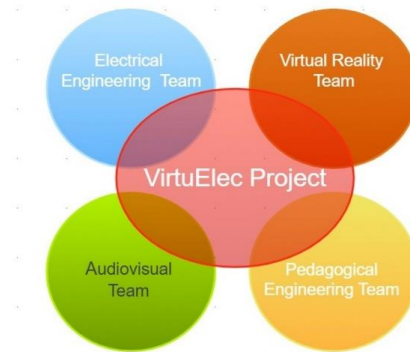


Figure 1 : Synoptic of the VirtuElec project

The actions carried out by the students in relation to the project teams can be divided into 3 main steps:

The first consisted of the design of the 3D environment, including the virtual electrical cabinet on which the learners will have to intervene, but also the operative part, consisting of a robotic arm, as well as an intervention preparation room where the necessary equipment is available. For more realism, a real device present on the training center inspired this virtual set. In this context, the students had to imagine the virtual electrical installation, draw up the electrical diagram, define and then model all the components, and finally to design the implementation in the complete virtual environment (Figure 2)




Figure 2 : Actual electrical cabinet (a) and associated VR modelling (b)

The second step was to design the intervention scenarios for electrician apprentices, simulating 3 levels of competence in a professional environment. The simplest is the beginner level, (including two options: step-by-step guidance or free learning) during which the operator must replace a defective element that was previously indicated to him. The most complex is the autonomous level (autonomy in actions, alerts are displayed in case of error and aids are available) during which the operator must look for the cause of a failure and perform troubleshooting. Finally, the expert

level (anticipation of risks before the intervention) during which the operator must manage the safety of a team working on an installation. For each of these levels, the learner is expected to be able to choose the protective equipment and tools required for their mission, follow the correct procedure, and perform the correct technical actions.

In order to have a common language between the “electrical engineering team” and the “virtual reality team”, the scenarios description was developed in Grafacet (graphic programming, easily interpretable by all). For the virtual experience to be realistic, it was essential to give the learner the opportunity to make mistakes up to virtual electrification, simulated by a vibration. Three configurations are the possible (Figure 3): (a) the operations are performed correctly, (b) some errors require to stop the current action and to start it again (the troubleshooter does not intervene on the right element for example) and (c) the errors don't have an immediate consequence, but will cause an accident in the long term (the operator has incorrectly assessed the risk, or poorly chooses its protective equipment). In case of false manipulation, a vibration of the joysticks and a flash light simulates the electric shock.



Figure 3 : Programming of intervention scenarios




Figure 4 : Image extracted from a video explaining the voltage measurement process

Finally, to illustrate the complex technical gestures, difficult to represent in the virtual environment, because demanding in terms of calculation capabilities, videos are accessible in the form of help in the virtual environment. These videos were shot with immersive cameras to illustrate as accurately as possible the technical actions to be performed, as shown in Figure 4 in a troubleshooting procedure. The final step, which is still partially in process, is the encoding of the scenarios algorithm by the partner

company and their testing in the virtual environment for validation.

During the entire development phase of the project, a double follow-up was carried out: first, a technical follow-up, with regular meetings (each week) including the different teams involved in the progress made, and a pedagogical follow-up in the form of questionnaires offered to students in order to collect their feelings on different aspects of the project. The areas questioned were the evaluation of the accompaniment in the project, the links between the project and the teaching, the material and technical environment and the contributions for them of the project, in particular its multidisciplinary aspect.

IV. PRELIMINARY RESULTS

The pedagogical interest of this project lies at two different levels; the creation of a custom VR tool for the training of students on the one hand, and the pedagogical approach of co-design of this tool, including future users in the design of the training tool on the other hand. Now, the tool is still under development, and it is therefore too early to assess its impact on the electrical risk training of students. This analysis will of course be carried out as soon as the tool is in place, scheduled for September 2021. Following this initial implementation and feedback from the student evaluations, we plan to continue to evolve the scenarios and to a lesser degree the virtual environment, in order to make it even more efficient. This evolution will be based on the results of surveys submitted to students in order to analyze their appropriation of the virtual reality tool. These tests will be carried out at two levels: firstly with beginners, for whom the virtual environment will be the only experience of electrical risks, but also with final year students, who will have had the opportunity to work on real electrical installations. The idea behind this double evaluation is to assess the tool's ability to address both the problem of discovering electrical risks for non-electricians and the realism of simulated situations for more experienced users.

The analysis that we have already been able to do relates to the approach of co-designing the teaching support by involving the students themselves. The results of the evaluations, relating to the items described in the description of the method, made it possible to highlight several interesting elements.

First, the students expressed an overall satisfaction level of 9.5/10 for this project. They particularly appreciated the autonomy they were given (100% satisfaction) as well as the support and follow-up (89% very satisfied, 11% satisfied) In terms of support, the students did not have any difficulty managing the high number of interlocutors around them. On the contrary, they appreciated the cohesion and the diversity of this team and the associated skills was really experienced as an asset. Collaborative work with specialists in other technical fields was evaluated as an asset by 78% of

students, both an asset and a constraint by 11% and neither an asset nor a constraint by 11% of students

In terms of the links between the project and teaching, the students' perception is clearly that they have developed competence in fields not directly related to their core training, electricity: 56% strongly agree and 44% agree with this perception. They are also aware that they have made progress on aspects related to electrical safety, but less noticeably: 0% strongly agree 78% somewhat agree and 22% somewhat disagree with this perception. It is clear that in this respect, students are underestimating their rise in competence in their field of specialization. To be able to write the intervention scenarios in the virtual environment, students had to reach a high level of mastery of the intervention rules in a context of electrical risk, but this essential aspect appeared secondary to the students compared to the new skills in virtual reality and video production. The reason may be that these two areas are completely absent from their initial competency panel, so the discovery was total.

In terms of the contribution of the project, the multidisciplinary and collaborative dimensions of the project were the most appreciated by the students, more than the technical contribution on the heart of the subject, that is to say the management of electrical risks. Thus, to the question of the main skill developed in the framework of this project, 56% of the students answered the ability to communicate with interlocutors from various fields of competence, 33% the ability to formalize expectations and only 11% the ability to master the technical elements.

V. CONCLUSION

The developed system allows the learner to be truly immersed in the virtual context. It allows students to project into their future professional world, and to progress at their own pace, and with a level of autonomy that they can manage, by requesting or not to contextual aids present in the virtual environment.

The realization of this project by the students aroused a great deal of enthusiasm and the organisation of the project team as an engineering office allowed a lot of interaction within the micro-enterprise thus formed. While the initial idea of involving students in the design of teaching tools was primarily intended to enable students to develop technical and pedagogical skills, rather, it was found that they placed greater emphasis on the opening of their field of expertise to virtual reality, video production, and team-based collaborative work experience. This awareness of the perceived gap in the interest of the project between teachers and students was only possible thanks to the support of the project by the pedagogical team and the associated desire to better understand how this type of pedagogical initiative is perceived by the main stakeholders. This better understanding of the expectations and motivations of the various people involved will make it possible to sustain and strengthen these actions and better support future initiatives.

ACKNOWLEDGMENT

This research was financed by the French government IDEX-ISITE initiative 16-IDEX-0001 (CAP 20-25). In this context, the “Learn'in Auvergne” program was launched, with the aim of supporting educational teams in the design, implementation and evaluation of educational and digital innovations. Thanks to J-F Vérité (2JProcess company), J-J Diaz and B Beghein (Electrical Engineering team), A. Cauchy and D. Saint-Gérard (Audiovisual Team), and the students in charge of the project: T. Clair, S. Coletto, C. Duplessy, T. Sauvagnat, F. Harduin De Grosville, B. Collet, M. Rumeo, M. Poillot, A. Da Costa for their contribution.

REFERENCES

- [1] J. Radianti, T. A. Majchrzak, J. Fromm and I. Wohlgenannt, “A systematic review of immersive virtual reality applications for higher education: Design elements, lessons learned, and research agenda”, *Computers & Education*, vol. 147, 2020. ISSN 0360-1315.
- [2] L. Jensen and F. Konradsen, “A review of the use of virtual reality head-mounted displays in education and training”, *Education and Information Technologies*, vol. 23, no 4, pp.1515–1529, 2018. <http://dx.doi.org/10.1007/s10639-017-9676-0>.
- [3] J. Martín-Gutiérrez, C. E. Mora, B. Añorbe Díaz, and A. González-Marrero, “Virtual technologies trends in education”, *EURASIA Journal of Mathematics, Science and Technology Education*, vol. 13, no 2, pp.469–486, 2017.
- [4] M. Némec, R. Fasuga, J. Trubač and J. Kratochvíl, “Using virtual reality in education”, 15th international conference on emerging elearning technologies and applications- IEEE, pp.1–6, 2017.
- [5] M. Kassen, L. Benomran and J. Teizer, “Virtual environments for safety learning in construction and engineering: seeking evidence and identifying gaps for future research”, *Visualization in Engineering* vol. 5 no 16, 2017. <https://doi.org/10.1186/s40327-017-0054-1>
- [6] P. Wang, P. Wu, J. Wang, H.L. Chi and X. Wang, “A critical review of the use of virtual reality in construction engineering education and training”, *International Journal of Environmental Research and Public Health*, vol. 15 no 6, p 1204, 2018.
- [7] K. Patel, J.N. Bailenson, S. Hack-Jung, R. Diankov and R. Bajcsy, “The effects of fully immersive virtual reality on the learning of physical tasks”, *Proceedings of PRESENCE 2006: The 9th Annual International Workshop on Presence*, August 24 – 26, Cleveland, Ohio, USA, 2006.
- [8] M. Da Silva, and M.H., Cascone. “Immersive Virtual Training for Substation Electricians”, *IEEE Virtual Reality (VR)*, pp.451–52, 2017
- [9] E.H. Tanaka, J.A. Paludo, C.S. Cordeiro, L.R. Domingues, E.V. Gadbem and A. Eufilassino, “Using Immersive Virtual Reality for Electrical Substation Training”, *International Association for Development of the Information Society*, 2015.
- [10] D. Zhao, J. Lucas and W. Thabet, “Using Virtual Environments to Support Electrical Safety Awareness in Construction”, *Proceedings of the 2009 Winter Simulation Conference (WSC)* pp. 2679–90, 2009. <http://dx.doi.org/10.1109/WSC.2009.5429258>
- [11] T.M. Buriol, M. Rozendo, K. De Geus, S. Scheer and C. Felsky, “A Virtual Reality Training Platform for Live Line Maintenance of Power Distribution Networks”, *ICBL2009-International Conference on Interactive Computer Aided Blended Learning*, pp 1–13, 2009.
- [12] M. Halpin, R. Halpin and P. Curtis, “Simulation-Based Electrical Safety Training,” *IEEE 15th International Conference on Environment and Electrical Engineering (EEEIC)*, pp.1137–42, 2015.
- [13] C. Hillmann, “Comparing the Gear VR, Oculus Go, and Oculus Quest” *Unreal for Mobile and Standalone VR*. Apress, Berkeley, CA. C., pp.141-167, 2019.