



HAL
open science

Insights into tropical cloud chemistry at Reunion Island (Indian Ocean): results from the BIO-MAÏDO campaign

Pamela Dominutti, Pascal Renard, Mickaël Vaïtilingom, Angelica Bianco, Jean-Luc Baray, Agnès Borbon, Thierry Bourriane, Frédéric Burnet, Aurélie Colomb, Anne-Marie Delort, et al.

► To cite this version:

Pamela Dominutti, Pascal Renard, Mickaël Vaïtilingom, Angelica Bianco, Jean-Luc Baray, et al.. Insights into tropical cloud chemistry at Reunion Island (Indian Ocean): results from the BIO-MAÏDO campaign. 2021. hal-03409642

HAL Id: hal-03409642

<https://uca.hal.science/hal-03409642v1>

Preprint submitted on 29 Oct 2021

HAL is a multi-disciplinary open access archive for the deposit and dissemination of scientific research documents, whether they are published or not. The documents may come from teaching and research institutions in France or abroad, or from public or private research centers.

L'archive ouverte pluridisciplinaire **HAL**, est destinée au dépôt et à la diffusion de documents scientifiques de niveau recherche, publiés ou non, émanant des établissements d'enseignement et de recherche français ou étrangers, des laboratoires publics ou privés.



Distributed under a Creative Commons Attribution 4.0 International License



Insights into tropical cloud chemistry at Reunion Island (Indian Ocean): results from the BIO-MAÏDO campaign

5 Pamela A. Dominutti^{1*}, Pascal Renard¹, Mickaël Vaïtilingom², Angelica Bianco¹, Jean-Luc Baray^{1,3}, Agnès Borbon¹, Thierry Bourianne⁴, Frédéric Burnet⁴, Aurélie Colomb¹, Anne-Marie Delort⁵, Valentin Duflot⁶,
Stephan Houdier⁷, Jean-Luc Jaffrezo⁷, Muriel Joly⁵, Martin Lereboure⁵, Jean-Marc Metzger⁸, Jean-Marc Pichon³, Mickaël Ribeiro¹, Manon Rocco¹, Pierre Tulet^{6,9}, Anthony Vella⁷, Maud Leriche^{1,10} and Laurent Deguillaume^{1,3*}

- ¹ Laboratoire de Météorologie Physique, UMR 6016, CNRS, Université Clermont Auvergne, 63178 Aubière, France
- 10 ² Laboratoire de Recherche en Géosciences et Energies, EA 4539, Université des Antilles, 97110 Pointe-à-Pitre, France
- ³ Observatoire de Physique du Globe de Clermont-Ferrand, UAR 833, CNRS, Université Clermont Auvergne, 63178 Aubière, France
- ⁴ Centre National de Recherches Météorologiques (CNRM), Université de Toulouse, Météo-France, CNRS, Toulouse, France
- ⁵ Institut de Chimie de Clermont-Ferrand, CNRS, SIGMA Clermont, Université Clermont Auvergne, 63178 Aubière, France
- 15 ⁶ Laboratoire de l'Atmosphère et des Cyclones (LACy), UMR 8105, Université de la Réunion-CNRS-Météo-France, Saint-Denis de La Réunion, France
- ⁷ Université Grenoble Alpes, CNRS, IRD, IGE (UMR 5001), 38000 Grenoble, France
- ⁸ Observatoire des Sciences de l'Univers de La Réunion (OSUR), UAR 3365, Saint-Denis de la Réunion, France
- ⁹ Laboratoire d'Aérodynamique, UMR 5560 (Université de Toulouse, CNRS, IRD), Toulouse, France
- 20 ¹⁰ Centre pour l'étude et la simulation du climat à l'échelle régionale (ESCER), Département des sciences de la terre et de l'atmosphère, Université du Québec à Montréal, Montréal, Canada

*Correspondence to: Laurent Deguillaume (laurent.deguillaume@uca.fr) and Pamela Dominutti (pamela.dominutti@uca.fr)

25

Abstract.

We present here the results obtained during an intensive field campaign conducted in the framework of the French "BIO-MAÏDO" (Bio-physico-chemistry of tropical clouds at Maïdo (Réunion Island): processes and impacts on secondary organic aerosols' formation) project. This study integrates an exhaustive chemical and microphysical characterization of cloud water obtained in
30 March-April 2019 at Reunion Island (Indian Ocean). Fourteen cloud samples have been collected along the slope of this mountainous island. A comprehensive chemical characterization of these samples is performed, including inorganic ions, metals, oxidants, and organic matter (organic acids, sugars, amino acids, carbonyls, and low-soluble volatile organic compounds (VOCs)). Cloud water presents high molecular complexity with elevated water-soluble organic matter content partly modulated by microphysical cloud properties.

35 As expected, our findings show the presence of compounds of marine origin in cloud water samples (e.g., chloride, sodium) demonstrating ocean–cloud exchanges. However, the non-sea salt fraction of sulphate varies between 38 and 91%, indicating the presence of other sources. Also, the presence of amino acids and for the first time in cloud waters of sugars, clearly indicates that biological activities contribute to the cloud water chemical composition.

40 A significant variability between events is observed in the dissolved organic content ($25.5 \pm 18.4 \text{ mgC L}^{-1}$), with levels reaching up to 62 mgC L^{-1} . This variability was not similar for all the measured compounds, suggesting the presence of dissimilar emission sources or production mechanisms. For that, a statistical analysis is performed based on back-trajectory calculations using the CAT (Computing Atmospheric Trajectory Tool) model associated with land cover registry. These investigations reveal that air mass



origins and microphysical variables do not fully explain the variability observed in cloud chemical composition, highlighting the complexity of emission sources, multiphase transfer, and chemical processing in clouds.

45 Additionally, several VOCs (oxygenated and low-soluble VOCs) were analysed in both gas and aqueous phases. Significant levels of biogenic low-soluble VOCs were detected in the aqueous phase, indicating the cloud-terrestrial vegetation exchange. Cloud scavenging of VOCs is assessed and compared to Henry's law equilibrium to evaluate potential super or sub saturation conditions. The evaluation reveals the supersaturation of low-soluble VOCs from both natural and anthropogenic sources. Our results depict even higher supersaturation of terpenoids, suggesting their importance in the aqueous phase chemistry in highly impacted tropical areas.

50

Keywords: Cloud chemical composition, dissolved organic carbon, gas/aqueous phase partitioning, tropical atmosphere, air mass influence.

55 1. Introduction

The chemical composition of the atmosphere modulates its impacts on the global climate, regional air pollution, human health, and ecosystems (Monks et al., 2009; Seinfeld and Pandis, 2006). Inorganic and organic compounds are abundant within the three atmospheric compartments: gases, aerosol particles and clouds (liquid water and ice); they are emitted from a variety of natural and anthropogenic sources. When transported in the atmosphere, away from source regions, these compounds undergo numerous multiphase chemical transformations. These include (i) homogeneous photochemical reactions in the gaseous phase (ii) gas to particle conversion (nucleation, condensation on pre-existing particles) (iii) dissolution processes in the aqueous phase during cloud or fog events and subsequent aqueous phase reactivity, possibly followed by return to the atmosphere, and (iv) removal by wet deposition. Clouds are known to play an important role in atmospheric chemistry, affecting the homogeneous and heterogeneous gas-phase chemistry (McNeill, 2015). Indeed, cloud droplets can dissolve soluble gases and soluble part of aerosol particles acting as cloud condensation nuclei (CCN). They represent aqueous chemical reactors where chemical and biological transformations occur, acting as source or sink of chemical species and altering their distribution among the various atmospheric phases (Herrmann et al., 2015). Clouds will consequently modify the physico-chemical aerosol properties (oxidation state, chemical composition, hygroscopicity).

60

65

Since the late 1990s, substantial efforts have been made to further understand the chemical composition and reactivity of dissolved matter in cloud droplets through in situ measurements and laboratory investigations (Aleksic et al., 2009; Bianco et al., 2017; Brege et al., 2018; Brüggemann et al., 2005; Cini et al., 2002; Deguillaume et al., 2014; Fomba et al., 2015; Gilardoni et al., 2014; Gioda et al., 2013; Herckes et al., 2013, 2002; Lee et al., 2012; Li et al., 2020; van Pinxteren et al., 2016, 2020; Renard et al., 2020; Väätäinen et al., 2013; Viana et al., 2014). Some of these studies were focused on the role of clouds in the lifecycle of inorganic compounds (*i.e.*, ions, metals, and oxidants). The ionic composition of clouds is of substantial importance since, for example, (i) it controls the cloud water acidity (Pye et al., 2020), (ii) clouds represent the most important formation pathways for sulphate (Chin et al., 2000), and (iii) it helps to assign air masses origin (Renard et al., 2020). The characterization of strong oxidants, such as hydrogen peroxide and transition metal ions, is also crucial since they participate to the oxidative capacity of the cloud water through production of HO[•] radicals (Bianco et al., 2015).

70

75

Quantifying the organic matter mass distribution and composition in the different atmospheric compartments will improve the understanding and characterization of their impacts on air quality and climate. The organic carbon fraction of all atmospheric compartments comprises a large range of compounds and structures (Cook et al., 2017; Zhao et al., 2013). The dissolved organic carbon (DOC) not only contributes to the hygroscopic properties of aerosols but also to aqueous cloud chemistry (Herckes et al., 2013). In recent years, an increasing number of studies approached the characterization of organic matter and DOC and its processing by fogs and clouds. It has been shown that fogs and clouds contain a significant amount of dissolved organic matter, ranging from 1 to as much as 200 mgC L⁻¹ depending on the environmental conditions (Herckes et al., 2013). The highest values were observed

80

85



near urban conglomerates and in clouds impacted by biomass burning while the lowest levels were observed in marine/remote environments (Herckes et al., 2013). However, most of these studies were using targeted analytical approach which focused on small chain carboxylic acids, dicarboxylic acids, carbonyls (Deguillaume et al., 2014; Löflund et al., 2002). These compounds have been selected for several distinct reasons, non-exhaustive including: they are present in significant concentrations, they are representative of different sources (Rose et al., 2018), they are likely to contribute to secondary organic aerosols in cloud and humid aerosol (aqSOA) production by aqueous phase reactivity (Ervens et al., 2011). However, a very large fraction of DOC in clouds remain uncharacterized, despite the application of a variety of targeted analytical approaches (Bianco et al., 2016; Herckes et al., 2013). Recently non targeted approaches using high resolution mass spectrometry have been deployed to fully characterize the organic matter present in cloud water (Bianco et al., 2018; Cook et al., 2017; Zhao et al., 2013). These studies have revealed the complexity of the matrices with thousands of different compounds resulting from biogenic or anthropogenic sources, and secondary products from atmospheric reactivity (Bianco et al., 2019). However, these global characterizations are still not quantitative. Given the complexity and the evolving nature of clouds, their measurement and chemical characterization represent a challenge and have resulted in significant uncertainties in our understanding of formation/evolution processes, chemical composition, fate, as well as potential impacts. Some well-established measurement observatories located at high altitudes have been carried out in numerous studies about cloud chemical composition, such as puy de Dôme (PUY) observatory in France (Bianco et al., 2017; Deguillaume et al., 2014; Renard et al., 2020; Vaïtilingom et al., 2013; Wang et al., 2020), Schmücke Mountain in Germany (Brüggemann et al., 2005; Herrmann et al., 2005; van Pinxteren et al., 2005, 2016; Roth et al., 2016; Whalley et al., 2015), East Peak in Puerto Rico (Gioda et al., 2013), Mount Tai in China (Li et al., 2017; Liu et al., 2012a; Shen et al., 2012), Whiteface Mountain New York (Aleksic et al., 2009; Dukett et al., 2011; Lance et al., 2020), Po Valley (Brege et al., 2018; Gilardoni et al., 2014) and Tai Mo Shan in Hong Kong SAR (Li et al., 2020). Nevertheless, most of the aforementioned observatories are located in the mid-northern latitudes with significant influence of continental emissions from natural and anthropogenic origins. A lack of measurements is observed in the southern hemisphere, at tropical latitudes and in remote marine environments. This raises some questions on the chemical composition of clouds in these regions presenting highly different environmental conditions (temperature, sun irradiation, emission sources, *etc.*) and on the impacts that these conditions can have on the distribution and transformations of the DOC in cloud water. Reunion Island situation in the tropics offers a unique context to analyse the kinetics and photochemical processing under cloudy conditions. Moreover, due to its geographic location, climate and topography conditions, the island provides an excellent framework to study multiphase chemical formation processes. We present here the results obtained during an intense field campaign conducted in the framework of the French BIO-MAÏDO project. Our study evaluates the chemical composition and physical properties of fourteen cloud events collected at Reunion Island in March-April 2019. A highly comprehensive chemical screening has been conducted in cloud water samples including ions, metals, oxidants, and organic matter (organic acids, sugars, amino acids, carbonyls, and low-soluble volatile organic compounds (VOCs)). We address here the questions concerning the variability of the chemical composition and their sources from the data obtained in several episodes, in relation to the physicochemical and meteorological characteristics. Finally, cloud scavenging of volatile organic compounds is assessed and compared to Henry's law equilibrium to evaluate possible super or subsaturation conditions.

2. Materials and Methods

The BIO-MAÏDO field campaign was conducted between 14 March and 4 April 2019 at Reunion Island. During this period, several sites along the mountain slope of the Maïdo region were instrumented to evaluate chemically, physically, and biologically the different atmospheric phases and their processing (aerosol, gas, and clouds).

Reunion is a small volcanic tropical island located in the south-western Indian Ocean, affected by south-easterly trade winds near the ground and westerlies in the free troposphere (Baray et al., 2013). The island encompasses 100 000 ha of native ecosystems and it is located far from the impact of large anthropogenic emission sources (Duflot et al., 2019). Due to its abrupt topography, the



130 collection of cloud water samples developing on the slope of the mountains can be conducted in a regular basis. The location of the island provides an original and unexplored setting to assess the combination of biogenic and marine sources and the potential interactions between both emissions

Reunion island is characterised by a complex atmospheric dynamic. During the night and early morning, air masses on sites at high altitude are separated from local and regional sources of pollution, due to the strengthening of the large-scale subtropical subsidence at night (Lesouëf et al., 2011, 2013). The cloud sampling point is located in the dry west region of the island and mainly surrounded by biogenic sources as tropical forests characterised by endemic tree species *Acacia heterophylla* (*Fabaceae*) and, plantations of the coniferous species *Cryptomeria japonica* (*Taxodiaceae*); the *Acacia heterophylla* forest which is locally called “Tamarinaie” (Duflot et al., 2019). The place was strategically selected as clouds develop daily on the slopes of the Maïdo region, with a well-established diurnal cycle (formation in the late morning, dissipation at the beginning of the night (Baray et al., 2013; Lesouëf et al., 2011). Generally, these slope clouds over the Maïdo region are characterized by low vertical development and low water content. This characteristic is also conducive to the aqueous transformation of organic compounds: more UV radiation in the core of the cloud and low wet deposition by rainfall.

2.1 Sampling strategy

The sampling strategy was designed to study the chemical exchanges between the different atmospheric compartments and to evaluate the influence of sources and atmospheric dynamics on the atmosphere’s composition.

145 Cloud sampling was performed at “Piste Omega” (21°03'26"S, 55°22'05"E) located at 1760 m above sea layer (a.s.l.) (Figure 1). The sampling site is located on the western part of the island, along the road to Maïdo peaks, around 5 kilometres away from the Maïdo observatory (Baray et al., 2013). Cloud samples were obtained using a cloud collector (Deguillaume et al., 2014; Renard et al., 2020) which collects cloud droplets larger than 7 µm (estimated cut-off diameter) by impaction onto a rectangular aluminium plate. The cloud collector was installed at the top of a 10m mast and cloud water samples were obtained on event basis. Before sampling, the cloud collector was rinsed thoroughly with Ultrapure-MiliQ water and the aluminium plates, the funnel and the container were autoclaved to avoid any chemical and biological contamination. Procedural controls were obtained by spreading MilliQ water on the clean collector. The control samples were analysed to document chemical and biological contamination. Once cloud samples were obtained, pH was determined, and the samples were filtered using a 0.20 µm nylon filter to eliminate microorganisms and micrometric particles. Cloud samples were aliquoted in vessels (plastic polypropylene, borosilicated glass) the adapted the chemical target, then refrigerated or frozen and stored until subsequent chemical analyses.

155 In total, fourteen cloud episodes (noted R1 to R14) during thirteen different days were collected between 14 March and 4 April 2019, with variable volumes ranging from 8 to 138 mL, and an average volume of 59 ± 39 mL. For most of the samples, the volume was insufficient to all the planned targeted chemical analyses, especially for the organic characterization. Table S3 reports the physical and chemical characteristics of the cloud events, such as: dates, sampling period, pH, liquid water content (LWC), mean effective diameter (Deff), temperature and concentrations of chemical species: ions, oxidants (H₂O₂, Fe(II), Fe(III)), trace elements, sugars, mono and dicarboxylic acids, amino acids, oxygenated VOCs (carbonyls), VOCs, TC, IC and TOC concentrations.

2.2 Chemical analyses

165 The complete chemical screening was determined by the volume of the samples but included for most of the samples the identification and quantification of trace metals, ions, oxidants, and dissolved organic matter such as organic carbon (DOC), sugars, carbonyls, organic acids, low-soluble VOCs and amino acids. Gaseous organic compounds were also measured during the cloud events with the aim to quantify the VOCs partitioning between the gas and aqueous phases. Table S1 presents an overview of the analysis performed on each cloud water sample. A condensed summary of the analytical procedures used for the analysis are recalled below and more details about the protocols and uncertainties evaluation are given in the Supplementary Information (S11). Limits of detection, limits of quantification and uncertainties for each species are described in Table S2.



Metals and oxidants in cloud water

Abundances of trace metals are analysed using an Inductively Coupled Plasma Mass Spectrometry instrument (ICP-MS, Agilent 7500). The cloud water collector being made of aluminium, this element is not quantified in the samples. More details about the instrument conditions and the analytical technique used can be found in Bianco et al. (2017).

Hydrogen peroxide and iron concentrations are analysed by UV-visible spectroscopy, applying derivatization techniques. Hydrogen peroxide in cloud water is quantified with a miniaturized Lazrus fluorimetric assay (Vařtilingom et al., 2013; Wirgot et al., 2017).

Fe(II) concentration is quantified by UV-visible spectroscopy ($\lambda=562$ nm), based on the rapid complexation of iron with ferrozine (Stookey, 1970). The total iron content (Fe(tot)) is detected after the reduction to Fe(II) by the addition of aspartic acid. Fe(III) concentration is then determined by deducing the concentration of Fe(II) from Fe(tot) (Parazols et al., 2006).

Total carbon (TC) and inorganic carbon (IC) are measured with a Shimadzu TOC-L analyser. Total organic carbon (TOC) quantification is then obtained by the difference between the measured TC and IC.

Major inorganic and organic ions in cloud water

Diluted cloud samples are analysed by ion chromatography allowing the quantification of the major organic and inorganic ions (acetic, formic, and oxalic acids, Cl^- , NO_3^- , SO_4^{2-} , Na^+ , K^+ , NH_4^+ , Mg^{2+} and Ca^{2+} , MSA and Br^-). More details about the analytical method for ion chromatography analysis has been previously reported by Jaffrezo et al. (1998) and Bianco et al. (2018).

Organic matter in cloud water

Anhydro sugars, sugar alcohols, and primary saccharides are analysed by HPLC with amperometric detection (PAD), allowing to quantify anhydrous saccharides (levoglucosan, mannosan, galactosan), polyols (arabitol, sorbitol, mannitol, erythritol, and xylitol), glucose and trehalose (Samaké et al., 2019b; Waked et al., 2014).

The analysis of a large array of organic acids (including pinic, phthalic acids, and 3- MBTCA (3-methyl-1,2,3-butanetricarboxylic acid)) is conducted using the same water extracts as for IC and HPLC-PAD analyses. This is performed by HPLC-MS with negative mode electrospray ionization (Borlaza et al., 2021).

Carbonyl compounds are analysed after derivatization by fluorescent dansylacetamidooxyamine (DNSAOA), an oxyamino reagent which is specific for carbonyl compounds (Houdier et al., 2000). Derivatization reactions are performed in the presence of anilinium chloride (AnCl) as a catalyst (Houdier et al., 2018). This original approach, coupling both AnCl catalysed derivatization and the use of HPLC-MS allows us to quantify (i) single aldehydes (formaldehyde (F) and acetaldehyde (A)), (ii) polyfunctional aldehydes (hydroxyacetaldehyde (HyA), glyoxal (GL), and methylglyoxal (MGL)) and (iii) ketones (acetone (AC) and hydroxyacetone (HyAC)). To the best of our knowledge, this work provides the first measurements of HyAc in environmental water samples.

A total of fifteen amino acids (Ala, Arg, Asn, Asp, Gln, Glu, Gly, His, Lys, Met, Phe, Ser, Thr, Trp, Tyr) are quantified in twelve cloud samples (R1, R2, R3, R4, R5, R7, R8, R9, R10A, R10B, R11, R13) by UPLC-HRMS (Ultra High-Performance Liquid Chromatography coupled with High Resolution Mass Spectrometry). As the standard addition method is used for the quantification, twelve samples ready for UPLC-HRMS analysis are prepared containing the original cloud water added with 19 AAs at final concentrations set to 0.1, 0.5, 1.0, 5.0, 10, 25, 50, 100, 150, 500 $\mu\text{g L}^{-1}$. Chromatographic separation of the analytes is performed on BEH Amide/HILIC column, and the MS analysis with a Q Exactive™ Hybrid Quadrupole-Orbitrap™ Mass Spectrometer, the Q-Exactive ion source is equipped with electrospray ionization (ESI+). More details about the analytical method, calibration curves and quality control procedures can be found in Renard et al. (2021).

Hydrophobic VOCs are extracted by Stir Bar Sorptive Extraction (SBSE) and analysed by a thermal desorber gas chromatograph coupled to a mass spectrometer (SBSE-TD-GCMS), following the optimized procedure described in Wang et al. (2020). SBSE is used to extract the VOC from the aqueous phase thanks to 126 μL -stir bars coated with polydimethylsiloxane (PDMS). Extraction efficiencies by SBSE vary between 22 and 97%. A total of twelve aromatics and terpenoids have been detected in Reunion cloud samples.



Gaseous organic matter

During the cloud collection, gaseous Oxygenated VOCs (OVOC) and VOCs were simultaneously sampled for a total of seven cloud events (Table S1) with the new AEROVOCC sampler (AtmosphERIC Oxygenated/ Volatile Organic Compounds in Cloud). AEROVOCC collects gaseous OVOCs/VOCs by deploying simultaneously two types of sorbent tubes: Tenax® TA sorbent tube and PFBHA (pentafluorobenzylhydroxylamine) pre-coated Tenax® TA sorbent tubes. Tenax® is chemical inert, highly hydrophobic, and widely used for VOCs measurements of more than four carbon atoms (Ras et al., 2009; Schieweck et al., 2018). PFBHA and MTBSTFA are derivatization agents specific for –C=O and –OH/-COOH functional groups, respectively. Cloud sampling is performed simultaneously with the cloud collector presented above. Tenax® TA sorbent tubes are installed at the same altitude as the cloud collector with the inlet facing downward. The whole set of tubes is placed into a stainless-steel funnel. Each tube is connected to a Gilair *Plus* pump (Gilian) at ground level. The three pumps are placed into a waterproof Pelicase case, and provide a controlled flow rate of 100 mL min⁻¹ for a sampling duration of 40 min. Before sampling, sorbent tubes were pre-conditioned for 5 h at 320°C under a nitrogen flow of 100 mL min⁻¹. These conditions guarantee the presence of the target OVOCs/VOCs in the blank at levels lower than the detectable mass by the TD-GC-MS, which was used for the analysis of all samples. More details on analytical conditions can be found in Dominutti et al. (2019) and Wang et al. (2020) for low-soluble VOC. The preparation of the tubes and the analytical conditions for OVOCs are described in the SI and are adapted from Rossignol et al. (2012).

2.3 Physical parameters

Microphysical parameters were measured at the sampling point during the cloud sampling. Droplet size distribution measurements were performed by a cloud droplet probe (CDP, Droplet Measurement Technologies (DMT)) which was attached to the mast just below the cloud water collector (Figure 1).

The CDP, described in Lance et al. (2010), provides 1 Hz cloud droplet size distribution on 30 bins from 2 to 50 µm in diameter. Originally designed to equipped research aircraft, this probe has been adapted for use in a fix point. A small fan fixed just to the rear of the laser beam creates an air flow of 5m s⁻¹ in the sampling section. This value has been empirically determined from comparison with reference instruments such as the Fog-Monitor also manufactured by DMT. This system avoids the use of an inlet which usually introduces instrumental bias when the wind direction deviates from the inlet axis (Guyot et al., 2015; Spiegel et al., 2012). The liquid water content (LWC), that is the mass of water droplet per unit of volume of air, is derived from the size distribution: $LWC = \frac{\pi}{6} * \rho_w * \sum(Ni * Di^3)$, where Ni is the droplet number concentration in the bin size i , Di is the droplet diameter at the centre of the bin i , and ρ_w is the water density. The effective diameter is calculated as: $Deff = \sum(Ni * Di^3) / \sum(Ni * Di^2)$. Ancillary data also include the measurements of meteorological variables at the sampling point. Air temperature, relative humidity and wind speed were measured every 10 seconds during the field campaign with a PT100, a Vaisala HMP110 and a Young 12102 3-cup anemometer, respectively.

245

2.4 Dynamical analyses

Air masses backward trajectories are calculated with the CAT (Computing Atmospheric Trajectory Tool) model (Baray et al., 2020). A high-resolution version of CAT (MesoCAT) has been developed especially for the BIO-MAÏDO project (Rocco et al., 2021). MesoCAT assimilates wind and topography fields from the mesoscale non hydrostatic model Meso-NH (Lac et al., 2018). For this work, we use Meso-NH 3D outputs every one-hour from a domain using a horizontal resolution of 100 meters. Details of Meso-NH simulation are given in Rocco et al. (2021). In this work, backward trajectories from Piste Omega (the cloud sampling site) are computed with MesoCAT for each day when cloud samples were collected. Trajectories are calculated every 15 minutes from the beginning to the end of the sampling. The MesoCAT configuration includes 75 points of trajectories in a starting three-dimensional domain of 100m × 100m × 50m (latitude, longitude, altitude) around Piste Omega, and the temporal resolution and duration of back



255 trajectories are 5 min and 12 hours, respectively. The atmospheric water vapour and the cloud content parameters provided by Meso-NH are interpolated on each trajectory point.

Additionally, in order to estimate the influence of the soil type located under the trajectory points, an interpolation of the land zones was done using the Corinne Land Cover 2018 (UE – SOeS, CORINE Land Cover, 2018, Geoportail, <https://www.geoportail.gouv.fr/>). In total, fifty categories of land use are detailed on the land registry. To evaluate the back trajectories during the cloud sampling, a merge of the land registry into 4 categories is proposed here: vegetation, urban area, coastal area, and farming area. Sensibility tests between 300 and 1000m above ground/sea level are performed to select the maximum altitude of back trajectories. Only back trajectory points lower than 500 m above sea or ground level are considered to be influenced by the surface and are then taken into account in the statistics to evaluate the potential contribution of emission sources on cloud chemical composition.

265

3. Results

3.1 Physical parameters

Measurements of LWC and Deff were carried out during the cloud water sampling. To evaluate these microphysical parameters together with the chemical content of clouds, a “pre-treatment” was performed. To this end, CDP data were first filtered excluding the breaks effectuated during cloud sampling and considering a cut-off diameter of 7 μm of the cloud collector. Figure 2 shows the variability of LWC and Deff of droplets observed during each cloud event of this campaign. LWC exhibits a limited variation, with an average value of $0.07 \pm 0.04 \text{ g m}^{-3}$, ranging between 0.02 and 1.07 g m^{-3} . The average values present lower LWC levels than those observed in previous campaigns under marine influence: $0.19 \pm 0.16 \text{ g m}^{-3}$ (0.05-0.92 g m^{-3} for highly marine clouds) at PUY, 0.17 ± 0.13 (0.02-0.68) g m^{-3} at Puerto Rico and 0.29 ± 0.10 (0.11-0.46) g m^{-3} at Cape Verde (Gioda et al., 2013; Renard et al., 2020; Triesch et al., 2021). The lower LWC values observed could be related to the local atmospheric and geographical conditions, which affect the cloud formation processes over the island. The development of diurnal thermally induced circulations, combining downslope (catabatic winds) and land breezes at night, and upslope (anabatic winds) and sea breeze during the day-time, causes a quasi-daily formation of clouds, which are usually weakly developed vertically with a low water content (Duflot et al., 2019). Some small differences between cloud events can be noted, with particularly low LWC values observed during the R3, R4 and R12 episodes. The relationship between LWC and inorganic concentrations in cloud water has been previously addressed showing the influence that an increase of LWC could have on the dilution of solutes in cloud water (Aleksic and Dukett, 2010). Nevertheless, this influence is not significantly observed in our study since no clear relationship was found between LWC and chemical concentrations such as total ion content TIC and total organic carbon TOC. It is important to have in mind the limited number of cloud samples collected in our study, which could not provide enough basis for concluding about LWC effects on cloud chemistry. The effective diameter of cloud droplets was also measured. Average diameters of $13.7 \pm 1.51 \mu\text{m}$ were observed, with slight variations within the cloud events. Despite the small variations in LWC and Deff between events, the time series of the microphysical parameters and cloud occurrence were strongly different among the episodes (Figure S2).

Correlations between TOC vs LWC and Deff were investigated in order to explore the relationship between chemical content and microphysical conditions. No correlation between TOC and LWC/Deff is observed from our measurements (Figure S3). This result suggests that microphysical parameters are not the main parameter regulating the organic content in cloud water, and other processes and sources are responsible for the observed levels of dissolved compounds. Further analysis about the air masses trajectories, physical variables and chemical tracers will be discussed in the section 4.

295

3.2 Inorganic chemical composition

Inorganic ions



Figure 3 reports the main inorganic ion concentrations (μM) and the relative contribution of all species for the fourteen cloud events collected at Reunion Island. On average, the most abundant anions are Cl^- ($434 \pm 370 \mu\text{M}$) and NO_3^- ($239 \pm 168 \mu\text{M}$), and the most abundant cations are Na^+ ($490 \pm 399 \mu\text{M}$) and NH_4^+ ($123 \pm 43 \mu\text{M}$). Naturally, the ionic composition of clouds in Reunion Island reflects the major marine influence due to the high concentrations of sea salt (Na^+ , Cl^-) and the presence of other ions (such as SO_4^{2-}) that could also originate in the atmosphere from the marine surface. Na^+ and Cl^- dominate the inorganic composition contributing to 30% and 27% respectively, to the average total ion content. Nitrate is the third largest contributor (15%), followed by ammonium (7.6%) and sulphate (7.3%). Chloride and sodium concentrations were similar to those reported in previous studies performed at marine sites such as in Puerto Rico ($384\text{--}473 \mu\text{M}$ for Cl^- and $362\text{--}532 \mu\text{M}$ for Na^+) (Gioda et al., 2009, 2011; Reyes-Rodríguez et al., 2009), but lower sodium levels than those recently observed at Cape Vert ($870 \pm 470 \mu\text{M}$) (Triesch et al., 2021). Some mid-latitude remote sites such as the PUY observatory are regularly under marine influence and can present elevated Cl^- and Na^+ concentrations especially for air masses classified as “highly marine” in the study from Renard et al. (2020). However, the Cl^- and Na^+ concentrations in our study are on average respectively 2.6 and 2.5 times higher than those observed at PUY (for highly marine clouds). The difference could be mainly explained by the remoteness of PUY to marine environment and/or the dilution effect at PUY (higher LWC and mean diameter, which modulates the concentrations of ions).

NO_3^- concentrations present high average concentrations at Reunion Island than those reported in other cloud field campaigns under marine influence. Nitrate levels are 8 to 20 times higher than those observed in cloud water at marine sites and 4 times higher than at PUY for “highly marine” clouds (Gioda et al., 2009; Renard et al., 2020; Reyes-Rodríguez et al., 2009). The detection of elevated nitrate concentrations in cloud water implies the influence of local anthropogenic sources; its contribution could be associated with the uptake of gaseous NO_x /nitric acid, and/or from the dissolution of nitrate from aerosols (Benedict et al., 2012; Leriche et al., 2007). The observed concentrations of NH_4^+ are lower than those observed in cloud water from polluted areas (Guo et al., 2012) but higher or similar than those measured for remote sites in Central America and Europe (Deguillaume et al., 2014; Gioda et al., 2013; van Pinxteren et al., 2016). This reflects the possible influence of terrestrial/agricultural sources (gaseous ammonia and ammonium present on aerosol). For SO_4^{2-} , average concentrations observed in this study ($118.5 \pm 44.04 \mu\text{M}$) are higher than those reported for highly marine clouds at PUY-France and at East Peak-Puerto Rico, by factors of 3.5 and 4.4, respectively (Gioda et al., 2011; Renard et al., 2020). Nevertheless, similar sulphate average concentrations were observed at a marine site in Cape Verde ($116 \mu\text{M}$) and at Tai Mo Shan in Hong Kong ($152 \mu\text{M}$) (Li et al., 2020; Triesch et al., 2021). It can be noted that non-sea salt sulphate estimated in cloud events represent $76.2 \pm 14.1\%$ of the total sulphate measured during our study. Thus, differences observed on sulphate levels with other marine sites could indicate the contribution of additional anthropogenic sources.

The correlation and the concentration ratios between ionic species are useful to understand the air masses origin and the atmospheric processes involved. The predominant species, Na^+ and Cl^- , present a strong correlation ($r^2 = 0.87$), suggesting similar air masses origin (Figure S4). However, the average Cl^-/Na^+ ratio (0.85) is lower than the sea-salt molar ratio (1.17, Holland, (1978), Figure 3b). Ratios lower than 1 reflect chloride depletion, possibly associated with the sea-salt reaction with strong acids such as HNO_3 and H_2SO_4 . This chloride depletion from sea salt particles had already been observed and was associated with the presence of NO_x and SO_2 sources (Benedict et al., 2012; Gioda et al., 2009; Li et al., 2020). Regarding $\text{SO}_4^{2-}/\text{Na}^+$, exceedances of the standard sea-salt molar ratio are observed (0.06 (Holland, 1978), by a factor of 2 to 8, Figure 3b) confirming the influence of non-sea salt sources. It is well-known that the greater part of sulphate in the atmosphere (70%) is formed in cloud droplets, and only a small portion is produced from condensation of H_2SO_4 on particles or from formation in aqueous aerosol (Ervens et al., 2011; Textor et al., 2006). Thus, the sources of cloud water sulphate may include uptake of gaseous SO_2 followed by its later aqueous oxidation to H_2SO_4 in cloud droplets. SO_2 sources include direct emissions from anthropogenic sources (shipping, vehicles, power plants emissions) and natural emissions (volcanoes and DMS oxidation) (Gondwe et al., 2003). The sulphate in clouds could also be associated with the scavenging of aerosol sulphate (frequently in the form of ammonium sulphate). Nevertheless, the ratio between nss- SO_4^{2-} and NH_4^+ presents average values of 1.73 ± 1.28 in molar basis. This result corroborates the excess of sulphate in the aqueous phase, suggesting the contribution of other sources than aerosols on the clouds observed.



Other ions present in our samples (Mg^{2+} and K^+) correlate well with Na^+ ($r^2 = 0.87, 0.65$, respectively). Magnesium to sodium ratios present lower values (0.07) than those expected from seawater (0.23), suggesting the depletion of Mg^{2+} (Figure S4). Contrarily, the K^+ to Na^+ show an enrichment of expected ratios (0.08 vs 0.02); a possible explanation could be the influence of biomass burning on cloud water (Urban Cerasi et al., 2012) (Figure S4). Bromide and MSA present elevated correlations with sodium (0.86 and 0.73, respectively) indicating the relation of these ions with seawater source. However, their concentrations are quite low resulting in a small contribution to average ion total mass. Similar results have been obtained in other studies near sea sources, where MSA did not display an important contribution between the ionic species (Benedict et al., 2012; van Pinxteren et al., 2020). An enrichment of calcium relative to seawater is also observed (0.06 vs 0.04) with lower correlation coefficients ($r^2 = 0.64$). The excess of Ca^{2+} was already observed in cloud water (Benedict et al., 2012; Straub et al., 2007), which may be associated with the soil contribution.

350 *Trace metals and hydrogen peroxide*

The trace metal concentrations observed are very low, with some species frequently below the limit of quantification. It is important to note that cloud samples were filtered using a $0.2 \mu\text{m}$ filter, removing the insoluble fraction of aerosols. Figure S5 reports the trace metal concentrations for each cloud sample separated by concentration range. Those compounds can originate from crustal dust or particles from marine or anthropogenic sources. Mg and Zn are the most concentrated elements, observed in all the samples and ranged from 14.1 to 3.32 and 1.85 to $0.07 \mu\text{M}$, respectively. Even though their low concentrations Cu, Mn, Ni, Sr, Fe and V are between the most abundant trace metals observed. Mg and Zn come mainly from natural origin such as soil dust or sea salt. Zn can particularly be enriched in sea salt during bubble bursting (Piotrowicz et al., 1979) and has been found to be dominant in marine environments (Fomba et al., 2013). Some studies investigated the level of trace metals for marine environments and reported low concentration values for clouds (Vong et al., 1997) and aerosol particles (Fomba et al., 2013, 2020). Similar levels and distribution of trace metals have been also reported at the PUY that is importantly influenced by marine emissions (Bianco et al., 2015). The low levels observed in this study also demonstrate the low inputs of trace metals from anthropogenic sources.

H_2O_2 levels are examined on 12 clouds of this study (Figure S6). This oxidant dissolves from the gas phase to the aqueous phase (main source) (McElroy, 1986; Xuan et al., 2020) but it can also be produced through aqueous phase chemistry (Mouchel-Vallon et al., 2017). Concentrations of gaseous H_2O_2 have been reported in few studies in the last years (Fischer et al., 2015; Junkermann and Stockwell, 1999; O'Sullivan et al., 1999; Weller et al., 2000). These studies have shown a latitudinal variation of H_2O_2 concentrations with higher values observed in the tropics (>500 ppt) and decreasing when the latitude increase in both hemispheres (reaching ~ 250 ppt at 40° of southern hemisphere) (Fischer et al., 2015). The H_2O_2 aqueous phase photo-reactivity is particularly suspected to produce hydroxyl radicals through its photolysis and its reactivity with iron (Fenton processes) (Bianco et al., 2015, 2020), contributing by this way to the oxidative capacity of cloud droplets. Measured values indicated in this study could be biased due to the storage of samples and so should be carefully analysed. Values range from 0.04 to $8.79 \mu\text{M}$ with an average value of $1.94 \pm 2.57 \mu\text{M}$ and are surely underestimated. However, those values are interesting since they highlight high variability among the samples indicating different photochemical equilibrium. Globally, we can notice that H_2O_2 concentrations are in the range of previous studies performed on various environmental conditions (Deguillaume et al., 2014; Marinoni et al., 2004; Valverde-Canossa et al., 2005).

We have assessed the correlation between hydrogen peroxide and the non-sea salt of sulphate fraction. A good determination coefficient of $r^2 = 0.60$ was obtained indicating possible relationship between H_2O_2 and sulphate aqueous production. Additionally, a positive moderate correlation ($r^2 = 0.53$) was observed between H_2O_2 and total dissolved organic carbon. This relationship could be used as a proxy for the gas-phase VOC concentration and gas phase production of H_2O_2 , since it can be probably produced at high VOC/ NO_x ratios as a result of peroxy radical termination reactions (Benedict et al., 2012).

Iron speciation is also evaluated (Figure S6). Soluble iron comes from its dissolution from crustal aerosols (low solubility) and from anthropogenic and marine aerosols (high solubility). Its main redox forms are Fe(II) and Fe(III). This compound interacts with H_2O_2 compounds in cloud water through a complex redox cycle converting Fe(II) into Fe(III) and reciprocally (Deguillaume et al., 2005).



This leads to HO^{*} production in cloud waters through for example the photolysis of Fe(III) and the Fenton reaction between Fe(II) and H₂O₂. It is expected during daytime conditions that Fe(III) is converted into Fe(II) due to efficient photochemical processes producing HO_x radicals reacting with Fe(III) and due to Fe(III) photolysis. This is not systematically observed in our samples with, in average, an Fe(II)/(Fe(II)+Fe(III)) ratio equal to 52 ± 22%. This suggests that the reduction of Fe(III) to Fe(II) is efficient (possibly due to for example the reaction with Cu) and possible complexation of Fe(III) with organic species, stabilizing iron under this redox form (Fomba et al., 2015; Parazols et al., 2006; Vinatier et al., 2016). Moreover, iron is not expected in those cloud samples to represent a significant source of HO^{*} radicals due to low levels of concentration (less than 0.45 μM in average) (Bianco et al., 2015).

3.3 Dissolved organic matter in cloud water

To characterise the organic matter dissolved in cloud water, several targeted analyses were performed. These analyses allow the identification and quantification of amino acids, sugars, carboxylic acids, carbonyls compounds, and low-soluble VOCs. Those compounds have been selected for several reasons. First, they are supposed to be present in significant concentrations in the aqueous phase, based on previous studies. Second, they are known to be representative of sources (biogenic, marine, anthropogenic) or processes (chemical reactivity, biological activity) occurring within the atmosphere. Third, since the cloud medium is multiphasic, VOCs will help to evaluate the partitioning of the organic matter among the gas and liquid phases.

Carboxylic acids

Both short-chain mono- and di-carboxylic acids have been quantified in all the cloud water sampled at Reunion Island (Figure S7). Those compounds in the atmospheric aqueous phase present different sources. They come from their dissolution from the gas and particulate phases or result from chemical transformations from organic precursors in the aqueous phase (Rose et al., 2018). For example, the oxidative processing of aldehydes leads to the formation of carboxylic acids (Ervens et al., 2013; Franco et al., 2021) that can contribute to “aqSOA”.

As expected, acetic and formic acids were the dominant species in all the cloud samples (average 63.9 ± 63.8 and 22.9 ± 10.8 μM, respectively). Lactic and oxalic acids (average 5.45 ± 8.07 and 0.79 ± 0.55 μM, respectively) are the other two main carboxylic acids. Oxalic acid is the smallest di-carboxylic acids with concentrations much lower than formic and acetic acids ranging from 0.27 to 1.78 μM. Finally, malonic, succinic, and malic acids account for ~70% of the less concentrated dicarboxylic acids fraction. Dicarboxylic acids represent in average 8.5% of the total measured carboxylic acids.

Acetic and formic acids can be emitted directly by anthropogenic and biogenic sources in gas or particulate phases and then diluted into the aqueous phase (Chebbi and Carlier, 1996), or they can be a result of chemical processing from organic oxygenated precursors (Charbouillot et al., 2012). Several in situ studies demonstrated that the source by mass transfer from the gas phase into the aqueous phase is important (Leriche et al., 2007; Sanhueza et al., 1992).

In the present study, a weak correlation ($r^2 = 0.26$) between formic and acetic acid is observed, indicating the contribution of different sources or formation pathways. The formic to acetic acid ratio (F/A) has been suggested to be a useful indicator of direct emission sources or secondary chemical formation in the aqueous phase (Fornaro and Gutz, 2003; Wang et al., 2011). F/A ratios lower than 1.0 indicate the contribution of primary anthropogenic emission, whereas photochemical oxidation of VOCs leads to higher concentrations of formic than acetic and, therefore an increase in F/A ratios (> 1.0) (Fornaro and Gutz, 2003). From our observations, a F/A ratio lower than 1 was obtained in most of the cloud events; with exception of the events R2 and R3 where the concentrations of formic were most abundant. This result suggests that primary emissions could regulate the concentrations of both carboxylic acids in the aqueous phase for most of the sampled clouds. For these two events, formic acid could also be produced by aqueous phase oxidation of aqueous formaldehyde that strongly depends on its concentration in the gas phase. The average concentrations of acetic and formic acids observed at Reunion Island were much higher than those observed in previous studies performed at sites under marine influence such as the East peak in Puerto Rico (by factors of 16.8 and 7.6 for marine clouds, respectively (Gioda et al., 2011)) or at the PUY observatory for clouds classified as “highly marine” (by factors of 4.64 for acetic but similar levels of formic acid (Renard et al., 2020)). Our values are also higher than measurements performed at the Schmücke mountain in Germany (4.17 and



425 1.5 times higher for minimum average values, (van Pinxteren et al., 2005)), or at the Tai Mo Shan in Hong Kong (by factors of 6.69
and 1.34, (Li et al., 2020)). These discrepancies when compared with other studies could be related to the influence of direct primary
biogenic sources, such as vegetation and soil emissions (Talbot et al., 1990) and anthropogenic sources (biomass burning and/or
vehicular emissions, (Rosado-Reyes and Francisco, 2006; Talbot, 1995). Differences might be also related to the location of our
sampling point in the tropical latitudes where photochemical processes of biogenic emissions could be enhanced leading to formic
430 production in the particle-aqueous phase (Liu et al., 2012b).
Di-carboxylic acids such as oxalate result mainly from particle dissolution and from aqueous phase reactivity (Charbouillot et al.,
2012; Perri et al., 2009; Renard et al., 2015). Oxalic acid can be also produced by oligomerisation from biogenic products, such
terpenes and isoprene under deliquescent condition (Renard et al., 2015). Oxalate displays lower average concentrations than formic
and acetic acids ($0.79 \pm 0.56 \mu\text{M}$). These values are consistent with study from Gioda et al. (2011) who found concentrations for a
435 marine site equal to $0.7 \pm 0.3 \mu\text{M}$. These concentrations are lower than those observed at mid-latitude mountain sites such as the
PUY observatory ($2.97 \pm 2.61 \mu\text{M}$ for highly marine clouds (Renard et al., 2020)), at Mount Lu in South China ($4.95 \mu\text{M}$ (Sun et
al., 2016)), and at the Schmücke mountain in Germany ($1.7\text{-}2.1 \mu\text{M}$ ranges (van Pinxteren et al., 2005)). As discussed in next
sections, biogenic VOCs were observed in our study, suggesting the presence of freshly formed clouds, which could impact in the
oligomerisation and secondary formation of oxalate in the liquid and condensate phase. However, since cloud measurements were
440 performed close to the emission sources, probably there was not enough time to observe the oxidation effects of biogenic products
to oxalic acid, also considering that the concentrations of H_2O_2 were quite low. Malonic and succinic acids can be produced by
photooxidation in the aqueous phase (Charbouillot et al., 2012). Additionally, succinic acid can be produced in marine environments
by photochemical degradation of fatty acids at the sea microlayer (Kerminen et al., 2000). Malonic and succinic acids present similar
or higher average concentrations in our study (1.07 ± 0.54 and $0.94 \pm 0.34 \mu\text{M}$, respectively) than at PUY (0.59 and $0.66 \mu\text{M}$ (Renard
445 et al., 2020)), and at the Schmücke mountain ($0.3\text{-}0.4$, $0.3\text{-}0.5 \mu\text{M}$ (van Pinxteren et al., 2005)). Future investigations using explicit
cloud chemistry models could help to better understand the formation pathways of mono and di-carboxylic acids in this tropical
environment and to evaluate the contribution of aqueous phase reactivity on the chemical budget of carboxylic acids and carbonyls.

Amino Acids

In the last years, several studies have been carried out to analyse free or combined amino acids (AAs) in the atmosphere, for various
450 environmental sites. Their atmospheric interest relies on the fact that AAs play a potential role on cloud formation processes
(Kristensson et al., 2010; Li et al., 2013) as well as on atmospheric chemistry by reacting with atmospheric oxidants (Bianco et al.,
2016). AAs also significantly contribute to organic nitrogen and carbon in atmospheric depositions and are sources of nutrients to
various ecosystems. They are also known to be chemical tracers of different sources (terrestrial, biogenic, *etc.*) (Barbaro et al., 2011).
AAs have been characterized in different atmospheric matrices such as aerosols (Mashayekhy Rad et al., 2019; Matos et al., 2016;
455 Ruiz-Jimenez et al., 2021; Scalabrin et al., 2012), rain waters (Xu et al., 2019), fogs (Zhang and Anastasio, 2003) and more recently
in cloud waters (Bianco et al., 2016; Renard et al., 2021; Triesch et al., 2021). However, due to the challenges related to the cloud
water sampling, little is known about the distribution and concentrations of AAs in contrasted environments.

Here we discuss the results of 15 AAs detected in the 12 cloud events at Reunion Island. The AA concentrations measured are
represented in Figure 4. A significant variability in the total AA concentrations (TCAA) is observed between the cloud events,
460 ranging from 0.81 to $21.09 \mu\text{M}$ (66.93 to $947.6 \mu\text{gC L}^{-1}$). Similar range of concentrations has been observed at PUY (remote site
under marine influence, France) by Bianco et al. (2016) (TCAA of 1.30 to $6.25 \mu\text{M}$ ($211 \pm 12 \mu\text{gC L}^{-1}$)) and by Renard et al. (2021)
(TCAA of 1.06 to $7.86 \mu\text{M}$ ($123.97 \pm 98.77 \mu\text{gC L}^{-1}$)). In addition, a characterization of AAs was performed in cloud water samples
collected at a marine site in Cape Verde (Triesch et al., 2021). These results also showed a remarkable variability of concentrations
with values varying from 17 to $757 \mu\text{gC L}^{-1}$. The differences in AAs concentrations between our study and those performed at PUY
465 and Cape Verde could be associated with the location of the sampling points. Although all sites were remote and under the influence
of marine sources, our sampling site was surrounded by biogenic sources.



Regarding the AAs distribution, Ser, Ala and Gly dominate the total average concentration in our observations by 25, 18 and 13.6%, respectively (Figure 4). The same three AAs, together with Asn and Ile/Leu, were also dominant in cloud water samples collected at PUY (Renard et al., 2021) and were highly present in those collected at Cabo Verde (Triesch et al., 2021). This can be explained by their lower reactivity with HO[•] radicals, O₃ and ¹O₂ in atmospheric waters leading to higher mean lifetimes as described from theoretical calculations (Jaber et al., 2021a; McGregor and Anastasio, 2001a; Triesch et al., 2021) and higher atmospheric concentrations. In addition, experimental work performed in microcosms mimicking cloud environment showed that the biodegradation and photo degradation rates of Ser were low; Gly could be also bio- and photo-produced under these conditions (Jaber et al., 2021b). Previous studies on aerosols have associated Gly and Ala with long-range marine aerosol transport (Barbaro et al., 2015; Mashayekhy Rad et al., 2019; Scalabrin et al., 2012) and Ser with terrestrial and marine aerosols (Mashayekhy Rad et al., 2019) and primary marine production (Scalabrin et al., 2012). However, their relative contribution is not constant throughout the field campaign. Ser and Ala are highly present all along the campaign, reaching up to 60% to the total AA's contribution, potentially suggesting the strong influence of long-range and local transport of marine aerosols. Gly represents a considerable AA fraction (up to 15%), but it is only observed during six cloud events, mostly observed in the last days of the campaign. A large concentration variability was also observed for Gly and Ser in cloud collected at PUY (Renard et al., 2021), and for Ala at Cabo Verde (Triesch et al., 2021). Tyr presents an opposite trend with maximum contribution (up to 39%) mostly during the first days. A similar pattern is also observed for Trp but with lower concentration. Met and Trp have the lowest concentrations similarly to clouds at PUY (Renard et al., 2021) and Cabo Verde (Triesch et al., 2021) these low concentrations are consistent with their short residence time calculated from their high reactivity with HO[•], O₃ and ¹O₂ (Jaber et al., 2021b; McGregor and Anastasio, 2001b; Triesch et al., 2021). The case of Tyr is more complex as its relative concentration is higher than those of Trp and Met. Although theoretical calculations predict that Tyr is highly reactive with atmospheric oxidant and should be in very low concentration, experimental work shows a relatively slow photo- and biodegradation of this AAs. Tyr has been found and associated to terrestrial aerosols, indicating a combination of various sources such as plants, bacteria and pollen (Scalabrin et al., 2012). High variability among the samples in the AAs distribution were also observed in other studies at PUY and Cape Verde. Nevertheless, globally major AAs reported by the literature are in agreement with our observations (Renard et al., 2021; Triesch et al., 2021). A complementary analysis about AAs sources is discussed in the section 4.2.

Anhydro sugars, polyols and saccharides

The speciation of anhydro sugars, sugar alcohols (polyols), and primary saccharides are analysed in this study. This is the first time to our knowledge that cloud water sugar composition has been investigated. The last two families are ubiquitous in the water-soluble fraction of atmospheric PM (Gosselin et al., 2016) and come from biologically derived sources (Verma et al., 2018). Some studies used those compounds as marker compounds to characterize and apportion primary biogenic organic aerosols (PBOAs) in the atmospheric particulate fraction (Samaké et al., 2019b, 2019a). PBOAs integrate bacterial and fungal cells or spores, viruses, or microbial fragments such as endotoxins and mycotoxins as well as pollens and plant debris (Amato et al., 2017; Deguillaume et al., 2008). Anhydro sugars are specific tracers of different sources: levoglucosan and its isomers are indicators of biomass burning (Simoneit et al., 1999). Glucose is representative of plant material (pollens, plant debris) (Pietrogrande et al., 2014); arabitol and mannitol are sugar alcohols associated with fungi emissions (Gosselin et al., 2016); trehalose is a metabolite of microorganisms and is suggested to be an indicator of the soil microflora (Jia et al., 2010). However, the full processes and sources associated to the presence of sugars in the atmosphere are still not fully known. Figure 5 reports the sugar concentrations identified in each cloud event and the average relative contribution for all the campaign. Sorbitol, glycerol, glucose, and mannitol were the most abundant species observed in the cloud samples. Globally, similar total sugar concentrations were found in the cloud events, with exception of R11, which presented higher total concentrations by a factor of 2 (Figure 5). Even though sugars and polyols can be produced in the atmosphere because of microorganisms' activity in the aqueous phase (production and consumption), their presence in cloud water can also result from their transfer from the aerosol phase. The sugar's profile observed in cloud water at Reunion Island is quite dissimilar to that observed in aerosols measurements, where glucose, mannitol and arabitol present the most abundant



510 concentrations (Samaké et al., 2019b). Thus, this result suggests the presence of other sources rather than aerosols, but their characterisation need to be further investigated.

Carbonyls (OVOC) and low-soluble VOC

Concentrations of seven carbonyl compounds are obtained for eleven cloud samples. Total average carbonyl concentrations observed in cloud events ranged from 30.64 to 146.1 $\mu\text{gC L}^{-1}$ (Figure 6). Globally, formaldehyde (F, $1.40 \pm 0.68 \mu\text{M}$) presents the highest
515 average concentrations followed by hydroxyacetaldehyde (HyAC, $0.54 \pm 0.46 \mu\text{M}$), acetaldehyde (A, $0.48 \pm 0.87 \mu\text{M}$) and glyoxal (GL, $0.37 \pm 0.56 \mu\text{M}$). Average carbonyl concentration ($75.2 \pm 36.2 \mu\text{gC L}^{-1}$, $3.5 \pm 1.7 \mu\text{M}$) is similar to that observed for highly marine clouds at PUY station, France ($67 \mu\text{gC L}^{-1}$, Deguillaume et al., 2014). These values differ from the previous observations under various environmental conditions: at Great lakes region ($12.3 \mu\text{M}$ median concentrations, (Li et al., 2008)) Schmücke, Germany ($3.8\text{-}10.3 \mu\text{M}$, (van Pinxteren et al., 2005)), Hong Kong, China ($19.4\text{-}74 \mu\text{M}$, (Li et al., 2020)), and Whistler, Canada (12-
520 $25 \mu\text{M}$, (Ervens et al., 2013)). For all those studies, average carbonyls concentrations are higher. These dissimilar levels could be associated with the differences in carbonyls precursors and to the availability of oxidants at different locations. The tropospheric removal processes for carbonyl compounds in the gas phase are photolysis and reaction with the HO[•] radicals (Atkinson, 2000), but wet scavenging is also an important sink of carbonyls in the atmosphere. Indeed, carbonyls in cloud water are predominantly an outcome of their gas phase dissolution into the aqueous phase as a result of their Henry's law constants (Deguillaume et al., 2014;
525 Matsumoto et al., 2005). Levels of carbonyls in the aqueous phase will therefore strongly depend on their levels in the gaseous phase and on the solubility in the cloud water. Henry's law constants are quite dissimilar between carbonyl compounds, ranging from $3.2 \cdot 10^3$ to $9.9 \cdot 10^5 \text{ M atm}^{-1}$ for F and GL, respectively, being $\text{H}(\text{GL}) > \text{H}(\text{HyAC}) > \text{H}(\text{F}) > \text{H}(\text{AC})$. The discussion about the sources of carbonyls in the cloud water is further discussed in section 4.1.

As observed with other organic species, a relevant variability in terms of total concentration and speciation is observed between the
530 cloud waters. To go further, the formaldehyde/acetaldehyde ratio (F/A) has been evaluated since it is widely used as an indicator to investigate the potential sources of carbonyls. A higher F/A ratio (up to 10) is usually observed in rural or near forest areas due to the fact that biogenic VOCs (such as isoprene) produce more formaldehyde than acetaldehyde through photochemical reactions (Shepson et al., 1991). In contrast, the F/A ratios in areas under the influence of anthropogenic emissions are much lower (generally lower than 2), attributed to the large amount of anthropogenic hydrocarbons being release (Shepson et al., 1991). In our study, the
535 average F/A ratio obtained for all the cloud samples was 6.7 ± 3.3 , suggesting the contribution from vegetation emissions and similar to this observed in previous studies near rural areas (Yang et al., 2017). Even though, most of the samples show a F/A ratio ranged from 2.62-11.6, the event R1 presents a dissimilar ratio of 0.43 suggesting a plausible contribution of anthropogenic emissions for this specific case.

Only few studies have reported the presence of low-soluble VOCs in cloud water or fog droplets (effective Henry's law constant
540 between $1.82 \cdot 10^{-1}$ and $4.76 \cdot 10^{-3} \text{ M atm}^{-1}$). The compounds are from biogenic (mainly terpenoids and isoprene) and from anthropogenic (mainly aromatics) sources. Even these compounds present low concentrations in cloud waters, they have been targeted because (1) they are representative of distinct sources, (2) they present sanitary effect and are transferred to the ground by rain, potentially impacting other ecosystems. For instance, measurements performed at the remote Gibbs peak (USA) in cloud waters have shown average concentrations of ethylbenzene, o-xylene and toluene $\sim 1.6, 4.2,$ and 6.5 nM (Aneja, 1993). A recent work
545 reports the concentration of these compounds at PUY, presenting similar average values than those observed at Gibbs Peak ($1.88\text{-}4.7 \text{ nM}$, Wang et al., 2020). In this study, nine different volatile organic compounds were identified in the cloud samples applying the technique developed at PUY by Wang and co-workers (2020). They are mostly terpenoids (α -pinene, β -pinene and limonene) and isoprene which are released by terrestrial vegetation, like conifers and deciduous trees (Fuentes et al., 2000). They are also primary aromatics (benzene, toluene, ethylbenzene, xylenes) usually related to fossil fuel combustion and evaporation emissions as
550 well as solvent use related activities (Borbon et al., 2018). These compounds are known to be present in the gas phase and then dissolved into the aqueous phase.



Isoprene, α -pinene and β -pinene depict the higher concentrations, with average values of 19.37 ± 6.75 , 7.99 ± 21.16 and 7.45 ± 14.51 nM, respectively. Aromatics present lower concentrations, ranging between 0.29 ± 0.21 to 2.15 ± 2.02 nM. Concentrations of biogenic compounds surpass the PUY concentrations by factors of 2 to 10. Concentrations of aromatics are lower than those observed at PUY by factors of 36 for toluene, 16 for o-xylene and 3 for benzene.

As depicted in Figure 6, biogenic compounds dominate the VOC fraction at Reunion Island, suggesting the influence of emission from vegetation due to the presence of the nearby endogenous “tamarin forest”. A recent study has shown that cloud processing of isoprene products is responsible for the 20% of the total biogenic SOA burden (Lamkaddam et al., 2021). These results raise the question about the role of terpenoids and their oxidation products in the aqSOA formation and should be further investigated.

560 *Characterisation of DOC from targeted organic analyses*

Figure 7a shows the total dissolved organic carbon (DOC) observed in cloud water samples. A significant variability between events can be observed, ranging from 5.82 to 62.0 mgC L⁻¹, with average values of 25.46 ± 19.20 mgC L⁻¹. Herckes et al. (2013) reported in his review the various sites where TOC/DOC were measured all over the world. The TOC levels in this study are significantly higher (by a factor of 5) than those observed at PUY for highly marine clouds (Deguillaume et al., 2014). The study from Benedict et al. (2012) performed for marine cloud waters sampled at the southern Pacific Ocean shows DOC concentrations ranging from 1.32 to 3.48 mgC L⁻¹. Even lower TOC concentrations were reported in Puerto Rico for marine clouds which ranged from 0.15 to 0.66 mgC L⁻¹ (Reyes-Rodríguez et al., 2009). The DOC levels observed at Reunion Island are surprisingly high for a site under a marine influence, suggesting the contribution of important sources of DOC other than sea-related ones.

Figure 7b reports the relative characterised organic fraction associated to the DOC measured for each cloud event. Only the samples with full targeted analysis were considered here. As expected, the total characterised organic fraction is strongly variable since it depends on the dissolved organic carbon in cloud waters. On average, 20% of the organic composition is identified during our campaign reaching up to 35% in some cases. Carboxylic acids and sugars depicted the maximum contribution, representing 10.72% and 7.11%, respectively. Amino acids only represent a 1.64% contribution on average. Previous studies have shown a higher contribution of AAs to the TOC, reaching up to 10% in marine clouds (Bianco et al., 2016). This difference could be explained by the heavier dominant AA species measured in Bianco et al. (2016) (Trp, Phe, Ile) compared to our study (Ala, Gly and Ser) and by the lowest TOC amount at PUY for this specific study. Carbonyls and low-soluble VOCs represent the lower fraction of the total dissolved organic carbon, reaching up to 1% for OVOCs and 0.35% for VOCs to the total. Even though an extensive analysis of the dissolved organic matter is evaluated here, our results shown that there is still a considerable fraction of OM not characterized. Further non-targeted analysis (future work) might be useful to better understand the sources and processes involved in the contribution of organic carbon in tropical-marine cloud water.

4. Discussion

4.1 Gas-aqueous phase partitioning of OVOCs and low-soluble VOCs

During the BIO-MAÏDO campaign, OVOCs and low-soluble VOCs were simultaneously captured on Tenax tube during the cloud sampling (see section 2 on the AEROVOCC gaseous sampler) and the gaseous concentrations were evaluated by TD-GC-MS analysis. A recent study has shown the potentiality of the on-sorbent pre-coated PFBHA tube method (Rossignol et al., 2012). However, our tests described in the supplement material raised the critical issues associated to breakthrough volume for light OVOCs. Since the breakthrough volume limits the observed gaseous concentrations, our calculation is semi-quantitative and the OVOC levels discuss here should be considered as a lower limit (and an upper limit for partition calculations). Only few previous studies have analysed the partition of these compounds between gas and aqueous phases. Thus, despite the technique’s limitations for OVOCs we have included their analysis as they could be key compounds to better understand the multiphasic cloud chemistry. OVOC and VOC concentrations obtained are presented in Table S7. This allows the evaluation of their partitioning between different atmospheric phases.



The most abundant gas-phase OVOCs are F, AC, methacrolein, butanal and hexanal (90%), while MGL (0.6%) and GL (0.7%) are the minor species. F represents between 38 and 93% of the total detected carbonyls with values ranging between 0.73 and 13.6 ppb.

595 Similarly, F dominates the carbonyl concentrations in the cloud phase. The lower concentrations of gaseous GL and MGL compared with those of formaldehyde could be associated to the oxidation yields of VOC precursors such as aromatics and terpenes or to its primary emissions (Friedfeld et al., 2002; Wolfe et al., 2016). Previous studies at Reunion Island have shown that gaseous formaldehyde is mainly associated to secondary biogenic products (37%) and primary anthropogenic emissions (14%) (Duflot et al., 2019; Rocco et al., 2020).

600 Low-soluble volatile compounds that have been quantified in the gas phase are from both biogenic and anthropogenic sources. Isoprene is the most abundant biogenic species with an average mixing ratio of 109.2 ± 77.63 ppt during the cloud events. Other biogenic compounds (pinenes and limonene) present lower concentrations between 4.93 and 35.8 ppt. Duflot et al. (2019) investigated the isoprene concentration over several sites at Reunion Island. An average concentration of 95 ppt was observed, which shows the same order of magnitude than our study (109.2 ppt, Table S7). In the Amazon forest, the concentration level of isoprene

605 (<500 ppt) is found higher probably due to the higher emission by the vegetation (Yáñez-Serrano et al., 2015). They have also observed pinenes and limonene. The sum of concentration levels of these compounds is less than 600 ppt. This is almost twice as high as the sum of pinenes and limonene concentrations during BIO-MAÏDO. Aromatic compounds have also been detected in the gas-phase during the cloud events with benzene and toluene presenting the highest levels (233.6 ± 223.4 and 220.2 ± 129.3 ppt, respectively). These concentrations are rather low and are representative of remote environment (Wang et al., 2020).

610 To investigate the partitioning of those compounds detected in parallel in both the gas and the aqueous phases, q factors have been calculated for each cloud events et for each compound following Wang et al.(2020). The q factor represents the deviation from the theoretical Henry's law equilibrium of the aqueous phase concentration of chemical species. The q factors superior to 1 reveals super-saturation in the aqueous phase and reciprocally. Many factors can explain these deviations such as sampling artefacts, chemical reactivity in both phases, kinetic limitations through the air/droplet surface. The evaluation of q factors requires the liquid

615 water content (LWC in vol of water / vol of air), the temperature, the effective Henry's law constants at measured temperature. q is calculated for each compound (Audiffren et al., 1998). All those data and the calculations are presented in Table S7 and Table S8. Results highlight small deviations from the equilibrium considering the Henry's law constant for OVOC (Figure 8). Due to the breakthrough volume issue, the reader should be aware that all the q partitioning coefficients are overestimated and have to be considered with caution. Formaldehyde is slightly subsaturated in the aqueous phase (average q factor around 0.12). Previous in situ

620 studies emphasized that formaldehyde partitioning is governed by Henry's law equilibrium (Li et al., 2008; van Pinxteren et al., 2005) or is slightly subsaturated (Ricci et al., 1998). One explanation is relative to kinetic transport limitations through the surface of the cloud droplets that can lead to small sub saturation of species coming only from their dissolution from the gas to the aqueous phase (Ervens, 2015). This can also be a reason leading to the small sub saturation of glyoxal in the aqueous phase (average q factor around 0.08) that is highly soluble (H_{eff} between 8.0 to $9.9 \cdot 10^5$ M atm⁻¹, depending on the temperature). On the opposite,

625 methylglyoxal and acetone partitioning's exhibit small supersaturation (average q factor equal to 23 and 10, respectively). Supersaturations of these two compounds has been also observed in van Pinxteren et al. (2005) during the FEBUKO campaign in Germany. Low-soluble biogenic and anthropogenic VOCs present much higher super saturation in the aqueous phase as already observed at PUY by Wang et al. (2020). We observed super-saturations in the aqueous phase of those compounds with q factors varying between $2.63 \cdot 10^1$ to $1.16 \cdot 10^5$ (Figure 8).

630 Figure 9 represents the mean q factors for all the studied VOCs classified as a function of their effective Henry's law constant. We clearly observe that this factor becomes higher when the VOC solubility becomes lower. This super-saturation for hydrophobic compounds has been reported by Wang et al. (2020) in cloud water and by Glotfelty et al. (1987) and Valsaraj et al. (1993) in fog water. Many reasons have been highlighted to explain this statement such as the possible interactions with dissolved or colloidal matter or adsorption of organic species at the air-water interface (Valsaraj et al., 1993; Wang et al., 2020). This could be possibly



635 important in this context with the elevated level of TOC in the cloud samples. However, reasons for the observed deviations are not fully clear and can result from both physical and chemical effects.

4.2 Environmental variability

This section is related to the analysis of the environmental variability of the chemical composition of clouds. It is important to highlight that this statistical analysis is limited by the few numbers of samples obtained during the field campaign. As previously
640 discussed, a strong chemical variability was observed between the cloud samples obtained in our study, mainly for organic compounds such as organic acids, carbonyls and amino acids. The presence of marine sources is clearly observed in the ionic composition of the samples, which dominate the inorganic fraction. Even though the contribution of other sources is observed, as noted for sulphate, their emission sources, and their role in the chemical cloud processing is not fully understood. The purpose of this evaluation is then a better understanding of the interactions between microphysics, chemistry, and dynamics (air
645 mass history) affecting the burden and fate of cloud chemistry in a tropical island.

Influence of Air Mass History during BIO-MAÏDO campaign

In this section we provide and analyse the correlation between the concentration of the inorganic ions (Na^+ , NH_4^+ , K^+ , Mg^{2+} , Ca^{2+} , Cl^- , NO_3^- and SO_4^{2-}), the concentration of TOC, sugars, amino-acids and organic acids and microphysical parameter (LWC: liquid
650 water content), on the one hand, and their mass history on the other. During their atmospheric transports, the air masses receive chemical species under various forms (gases and particles) from various sources. This strongly depends on the altitude of the air masses. The results of the Mann-Whitney test for the data of 1000 and 500m above sea or ground level, do not show any significative difference. Thus, in this work we define that the air mass is potentially impacted by local emissions when transported in the layer
655 500m above sea or ground level. This assumption is clearly questionable and sensitivity tests have been performed. During the transport, chemicals could also undergo multiphasic chemical transformations, as well as dry or wet deposition. The objective, here, is to evaluate the effect of the history of air masses on the chemical composition of clouds.

To this end, partial least square (PLS) regressions are performed to establish the correlations between the chemical categories, microphysical parameters, and the land use cover. The matrix of the explanatory variables (the “Xs”) is composed of the LWC matrix and the “land use cover” matrix provided by interpolation on the back-trajectory points (Section 2.4, Figure 10). Percentages
660 in Table S9 have been calculated considering back trajectory points lower than 500 m above sea or ground level and then correlated with the 4 main land cover categories in order to obtain the relative contribution of each area. The matrix of the dependent variables (the “Ys”) gathers four groups of compounds (individual concentrations of inorganic ions, (di)carboxylic acids, amino acids and sugars).

The index of the predictive quality of the model is slightly negative ($Q^2 = -0.078$ with one component) which means, first, most of
665 the ion concentrations are collinear, the model is not predictive. Indeed, cloud chemical composition can be modulated by many other parameters than the chosen explanatory variables, related to the air mass history calculated by the model. Indeed, the cloud chemical composition depends on local microphysics (Möller et al., 1996; Moore et al., 2004; Wieprecht et al., 2005), as well as proximity to sources (Collett et al., 1990; Gioda et al., 2013; Kim et al., 2006; Watanabe et al., 2001), biological activity (Bianco et al., 2019; Väitilingom et al., 2013; Wei et al., 2017), seasons (Bourcier et al., 2012; Fu et al., 2012; Guo et al., 2012; Shapiro et al.,
670 2007), and diurnal cycles (Kundu et al., 2010). In addition, the collinearity (Figure S9) between the average concentration of ions, does not allow the categorization of clouds as performed in Renard et al. (2020). For instance, marine category (with predominant Na^+ or Cl^-) or continental one (with predominant NH_4^+ or NO_3^-), cannot be proposed for the collected samples since at Reunion Island a “well missed” distribution of ions is observed. This suggests that either air masses had the same history, or, more likely, the presence of physical phenomena lead to the “homogenization” of air masses. Furthermore, on the scale of a small island the use of
675 a very fragmented cadastre, does not show any substantial improvement in the understanding of the variability of the chemical content of the collected cloud events.



680 Table S10 displays the correlation matrix of this PLS, and given the Q^2 , the interpretation is rather tricky, but one main trend emerges. “Farming area” is correlated with chemistry, in particular with amino acids ($R_{\text{mean}} = 0.39$), sugars ($R_{\text{mean}} = 0.40$), and dicarboxylic acids ($R_{\text{mean}} = 0.39$). Note that these correlations are slightly overestimated due to the weak anti-correlation ($R_{\text{LWC}} = -0.27$) between “Farming area” and the LWC. This tendency clearly requires further investigations.

Focus on sugars and amino acids variability

685 To go further, a deeper evaluation about sugars and amino acids in cloud water is provide here since those compounds are surely linked to the emissions by the surface of the island. Moreover, they are also well-known compounds that serve as tracers of sources. To assess the potential sources of polyols, primary and anhydro saccharides, a multiple correlation with inorganic ions was performed. Figure S10 shows the correlation matrix obtained combining the sugars, ions, and light carboxylic acid concentrations. Strong correlations are observed for glucose and most of polyol species with calcium, which could suggest the influence of dust sources (Samaké et al., 2019b).

690 Strong correlations are also observed between polyols (inositol, sorbitol, arabitol and mannitol) with nitrate and potassium, suggesting the contribution from biomass burning sources (Li et al., 2003). Interestingly, levoglucosan, a well-known biomass burning tracer, does not show any correlation with any of these ions. Additionally, good correlations were also observed between inositol and ammonium, which could suggest the contribution from cultures developed on the island.

The negative correlations of polyols with oxalate could indicate their contribution from primary emissions instead of secondary processing in the atmosphere. Non correlations between polyols and anhydro sugars with sulphate could suggest the secondary aqueous formation of sulphate compared to the primary emissions of sugars (Samaké et al., 2019a, 2019b).

695 In this final section, we analyse more specifically AAs as a function of their physico-chemical properties based on the “hydropathy” index as suggested by Pommie et al. (2004) and adapted by Scalabrin et al. (2012). This classifies the amino acids as hydrophilic (Asp, Glu, Asn, Lys, Gln, Arg, Tyr), hydrophobic (Ala, Leu, Ile, Phe) or neutral (Gly, Ser, Thr, His). Barbaro et al. (2015) have used this classification on aerosols in the Antarctic and they remarked that hydrophilic AAs were prevalent in locally produced marine aerosol, while hydrophobic ones occurred in aerosol collected at the continental station.

700 Figure S11 displays the contribution of each group of amino acids observed during our cloud sampling. As observed in other studies (Renard et al., 2021; Triesch et al., 2021), the dominant fractions of AAs are neutral (38%) and hydrophilic (36%) whereas the hydrophobic contribution is lower (26%). However, the results show dissimilar behaviour between the first cloud events (R2-R7) mainly dominated by hydrophilic AAs, whereas an increase in the neutral AAs fraction is observed in the last collected clouds (R8-R13). Similar strong variation in the proportion of AAs based on the physico-chemical properties has been already observed in a study performed at Cabo Verde islands by Triesch et al. (2021). In our study, this change in the AAs composition can be related with a change also observed in the altitude of the air masses arriving at Reunion Island during our measurements. The dynamical analysis by back trajectories shows the influence of lower altitude air masses from the west region during the second part of the campaign, particularly for R9, R10A/B, and R13 events (Figures 10 and S7). In this period, high concentration of Gly, Ser (neutral) and Asp (hydrophilic) are observed suggesting the influence of biogenic marine sources linked to the activity of diatoms and zooplankton in seawater (Triesch et al., 2021). Higher contribution of Arg is also observed in the last days, which is associated with plant growth (Scheller, 2001). Our results indicate that AAs composition in cloud water at Reunion Island might be related to a mix of oceanic and vegetation sources, which their relative contribution is varying with the air mass history.

715 **5. Conclusions**

We present here an exhaustive chemical and microphysical characterisation of cloud water composition obtained in the framework of the French BIO-MAÏDO project. The measurements were performed during an intensive field campaign in March-April 2019 at Reunion Island. This is the first time that such a large chemical characterisation is performed in cloud waters.



720 Even though Reunion Island is located at tropical latitudes with summits higher than 2000m, the formation of clouds along the slope
of this mountainous island is regulated by the horizontal wind shear at higher altitudes which could block the vertical development
of clouds produced in the slope of the island. This may explain the low concentration of liquid water during the field measurements.
Indeed, when compared with previous studies at PUY, the average LWC values present lower concentration by factors of 2 to 3 on
average.

725 Our findings show the presence of compounds of marine origin in cloud water samples (*e.g.*, chlorate, sodium and amino acids)
demonstrating an ocean–cloud exchange. However, the non-sea salt fraction of sulphate reaches up to 80%, indicating the presence
of other additional sources.

A temporal variability is observed in the organic content of clouds, with DOC levels reaching up to 62 mgC L⁻¹, a quite large content
when compared with previous cloud/fog studies. This variability was not similar for all the targeted organic compounds evaluated,
suggesting the presence of dissimilar emission sources or production mechanisms.

730 The environmental analysis indicates the correlation of several inorganic and organic species with the vegetation and farming land
use zones, which dominate over urban and coastal emission areas. The correlations observed between sugars and polyols with some
inorganic tracers, suggest the contribution of vegetation on the chemical content of clouds. Additionally, high levels of biogenic
non-soluble VOCs (such as isoprene and terpenes) were detected, indicating the cloud-terrestrial vegetation exchange. These
findings also depict some information about the cloud formation, suggesting the presence of “fresh” clouds highly influenced by the
735 island local sources. Furthermore, the age of the clouds is somehow supported by the low oxalate levels observed during our field
campaigns.

The evaluation of gas-phase to cloud partition reveal the supersaturation of non-soluble VOCs. Similar results have been found at
PUY (France) and at the Schmücke mountain (Germany). However, our results depict even higher supersaturation of terpenoids,
suggesting their importance in the aqueous phase chemistry in highly impacted tropical areas.

740 Despite our large organic content characterisation in cloud water, there is still a significant DOC mass (65 to 80%) to be elucidated.
Further efforts need to be made to address the main sources and processes responsible for the high organic content in this tropical
site. Future investigations are planned in the frame of the BIO-MAÏDO using High Resolution Mass Spectrometry techniques
(HRMS) to assess the organic fraction of the cloud water. This complete dataset will also serve for future modelling work with the
objective to elucidate the role of sources, microphysical processes, chemical and biological transformations, and dynamics (*i.e.*,
745 transport) on the chemical composition of clouds.

Acknowledgements.

This work was funded by the French National Research Agency (ANR) thanks to two programs: ANR-18-CE0-0013-01 and ANR-
17-MPGA-0013, also performed in the framework of the CAP 20-25 Clermont Auvergne Project. M. Brissy is acknowledged for
750 his participation in the collection of cloud samples. The authors also thank the Institut National de l'Information Géographique et
Forestière (IGN) for the provision of Corine Land Cover (<https://www.data.gouv.fr/fr/datasets/corine-land-cover-occupation-des-sols-en-france/>).

Data availability.

Data is available in the supplementary material, but further information can be obtained under request.

755 Author's contribution.

PAD prepared the manuscript, analysed the data and designed the figures, with contributions from all authors. LD, MV, JLB, AB,
AC, SH, JJJ, TB, FB, AMD, ML, JMP, MR, MR, PT and AV provided measurements, chemical analysis and data processing of the
comprehensive dataset used in this study. JLB, MR and PT performed the model simulations and the calculation of back-trajectories
used in this study. PR reanalysed the amino acids by UPLC-HRMS and calculated the uncertainties, contributed to the data analysis
760 of measured chemical species by applying PLS method together with back trajectories. ML is the principal investigator of the BIO-



MAĪDO project who has designed the field campaign and contributed to scientific discussion. LD provided overall guidance to experimental setup and design of cloud measurements, along with data analysis and interpretation of results, crucial for the scientific discussion.



References

- Aleksic, N. and Dukett, J. E.: Probabilistic relationship between liquid water content and ion concentrations in cloud water, *Atmos. Res.*, 98(2–4), 400–405, doi:10.1016/j.atmosres.2010.08.003, 2010.
- 770 Aleksic, N., Roy, K., Sistla, G., Dukett, J., Houck, N. and Casson, P.: Analysis of cloud and precipitation chemistry at Whiteface Mountain, NY, *Atmos. Environ.*, 43(17), 2709–2716, doi:10.1016/j.atmosenv.2009.02.053, 2009.
- Amato, P., Joly, M., Besaury, L., Oudart, A., Taib, N., Moné, A. I., Deguillaume, L., Delort, A. M. and Debross, D.: Active microorganisms thrive among extremely diverse communities in cloud water, *PLoS One*, 12(8), 1–22, doi:10.1371/journal.pone.0182869, 2017.
- 775 Aneja, V. P.: Organic compounds in cloud water and their deposition at a remote continental site, *Air Waste*, 43(9), 1239–1244, doi:10.1080/1073161X.1993.10467201, 1993.
- Atkinson, R.: Atmospheric chemistry of VOCs and NO, *Atmos. Environ.*, 34, 2063–2101, 2000.
- Baray, J. L., Courcoux, Y., Keckhut, P., Portafaix, T., Tulet, P., Cammas, J. P., Hauchecorne, A., Godin Beekmann, S., De Mazière, M., Hermans, C., Desmet, F., Sellegri, K., Colomb, A., Ramonet, M., Sciare, J., Vuillemin, C., Hoareau, C., Dionisi, D., Dufлот, V., Vèrèmes, H., Porteneuve, J., Gabarrot, F., Gaudo, T., Metzger, J. M., Payen, G., Leclair De Bellevue, J., Barthe, C., Posny, F., Ricard, P., Abchiche, A. and Delmas, R.: Maïdo observatory: A new high-altitude station facility at Reunion Island (21 S, 55 E) for long-term atmospheric remote sensing and in situ measurements, *Atmos. Meas. Tech.*, 6(10), 2865–2877, doi:10.5194/amt-6-2865-2013, 2013.
- 780 Baray, J. L., Deguillaume, L., Colomb, A., Sellegri, K., Freney, E., Rose, C., Baelen, J. Van, Pichon, J. M., Picard, D., Fréville, P., Bouvier, L., Ribeiro, M., Amato, P., Banson, S., Bianco, A., Borbon, A., Bourcier, L., Bras, Y., Brigante, M., Cacault, P., Chauvigne, A., Charbouillot, T., Chaumerliac, N., Delort, A. M., Delmotte, M., Dupuy, R., Farah, A., Febvre, G., Flossmann, A., Gourbeyre, C., Hervier, C., Hervo, M., Huret, N., Joly, M., Kazan, V., Lopez, M., Mailhot, G., Marinoni, A., Masson, O., Montoux, N., Parazols, M., Peyrin, F., Pointin, Y., Ramonet, M., Rocco, M., Sancelme, M., Sauvage, S., Schmidt, M., Tison, E., Vaïtilingom, M., Villani, P., Wang, M., Yver-Kwok, C. and Laj, P.: Cézeaux-Aulnat-Opme-Puy de Dôme: A multi-site for the long-term survey of the tropospheric composition and climate change, *Atmos. Meas. Tech.*, 13(6), 3413–3445, doi:10.5194/amt-13-3413-2020, 2020.
- 785 Barro, E., Zangrando, R., Moret, I., Barbante, C., Cescon, P. and Gambaro, A.: Free amino acids in atmospheric particulate matter of Venice, Italy, *Atmos. Environ.*, 45(28), 5050–5057, doi:10.1016/j.atmosenv.2011.01.068, 2011.
- 790 Barro, E., Zangrando, R., Vecchiato, M., Piazza, R., Cairns, W. R. L., Capodaglio, G., Barbante, C. and Gambaro, A.: Free amino acids in Antarctic aerosol: Potential markers for the evolution and fate of marine aerosol, *Atmos. Chem. Phys.*, 15(10), 5457–5469, doi:10.5194/acp-15-5457-2015, 2015.
- 795 Benedict, K. B., Lee, T. and Collett, J. L.: Cloud water composition over the southeastern Pacific Ocean during the VOCALS regional experiment, *Atmos. Environ.*, 46, 104–114, doi:10.1016/j.atmosenv.2011.10.029, 2012.
- Bianco, A., Passananti, M., Perroux, H., Voyard, G., Mouchel-Vallon, C., Chaumerliac, N., Mailhot, G., Deguillaume, L. and Brigante, M.: A better understanding of hydroxyl radical photochemical sources in cloud waters collected at the puy de Dôme station - Experimental versus modelled formation rates, *Atmos. Chem. Phys.*, 15(16), 9191–9202, doi:10.5194/acp-15-9191-2015, 2015.
- 800 Bianco, A., Voyard, G., Deguillaume, L., Mailhot, G. and Brigante, M.: Improving the characterization of dissolved organic carbon in cloud water: Amino acids and their impact on the oxidant capacity, *Sci. Rep.*, 6(October), 1–7, doi:10.1038/srep37420, 2016.
- Bianco, A., Vaïtilingom, M., Bridoux, M., Chaumerliac, N., Pichon, J.-M., Piro, J.-L. and Deguillaume, L.: Trace metals in cloud water sampled at the Puy de Dôme station, *Atmosphere (Basel)*, 8(12), 225, doi:10.3390/atmos8110225, 2017.
- 805 Bianco, A., Deguillaume, L., Vaïtilingom, M., Nicol, E., Baray, J. L., Chaumerliac, N. and Bridoux, M.: Molecular characterization of cloud water samples collected at the Puy de Dôme (France) by fourier transform ion cyclotron resonance mass spectrometry, *Environ. Sci. Technol.*, 52(18), 10275–10285, doi:10.1021/acs.est.8b01964, 2018.
- Bianco, A., Deguillaume, L., Chaumerliac, N., Vaïtilingom, M., Wang, M., Delort, A. M. and Bridoux, M. C.: Effect of endogenous microbiota on the molecular composition of cloud water: a study by Fourier-transform ion cyclotron resonance mass spectrometry (FT-ICR MS), *Sci. Rep.*, 9(1), 1–12, doi:10.1038/s41598-019-44149-8, 2019.
- 810 Bianco, A., Passananti, M., Brigante, M. and Mailhot, G.: Photochemistry of the Cloud Aqueous Phase : A Review, *Molecules*, 25(423), 1–23, doi:10.3390/molecules25020423, 2020.
- Borbon, A., Boynard, A., Salameh, T., Baudic, A., Gros, V., Gauduin, J., Perrussel, O. and Pallares, C.: Is Traffic Still an Important Emitter of Monoaromatic Organic Compounds in European Urban Areas?, *Environ. Sci. Technol.*, 52(2), 513–521, doi:10.1021/acs.est.7b01408, 2018.
- 815 Borlaza, L. J. S., Weber, S., Uzu, G., Jacob, V., Cañete, T., Micallef, S., Trébuchon, C., Slama, R., Favez, O. and Jaffrezo, J.: Disparities in particulate matter (PM10) origins and oxidative potential at a city scale (Grenoble, France) – Part I: Source apportionment at three neighbouring sites, *Atmos. Chem. Phys.*, 21(7), 5415–5437, doi:10.5194/acp-21-5415-2021, 2021.



- 820 Bourcier, L., Sellegri, K., Chausse, P., Pichon, J. M. and Laj, P.: Seasonal variation of water-soluble inorganic components in aerosol size-segregated at the puy de Dôme station (1,465 m a.s.l.), France, *J. Atmos. Chem.*, 69(1), 47–66, doi:10.1007/s10874-012-9229-2, 2012.
- Brege, M., Paglione, M., Gilardoni, S., Decesari, S., Facchini, M. C. and Mazzoleni, L. R.: Molecular insights on aging and aqueous-phase processing from ambient biomass burning emissions-influenced Po Valley fog and aerosol, *Atmos. Chem. Phys.*, 18(17), 13197–13214, doi:10.5194/acp-18-13197-2018, 2018.
- 825 Brüggemann, E., Gnauk, T., Mertes, S., Acker, K., Auel, R., Wieprecht, W., Möller, D., Collett, J. L., Chang, H., Galgon, D., Chemnitzer, R., Rüd, C., Junek, R., Wiedensohler, W. and Herrmann, H.: Schmücke hill cap cloud and valley stations aerosol characterisation during FEBUKO (I): Particle size distribution, mass, and main components, *Atmos. Environ.*, 39(23–24), 4291–4303, doi:10.1016/j.atmosenv.2005.02.013, 2005.
- Charbouillot, T., Gorini, S., Voyard, G., Parazols, M., Brigante, M., Deguillaume, L., Delort, A. M. and Mailhot, G.: Mechanism of carboxylic acid photooxidation in atmospheric aqueous phase: Formation, fate and reactivity, *Atmos. Environ.*, 56, 1–8, doi:10.1016/j.atmosenv.2012.03.079, 2012.
- 830 Chebbi, A. and Carlier, P.: Carboxylic acids in the troposphere, occurrence, sources, and sinks: A review, *Atmos. Environ.*, 30(24), 4233–4249, doi:10.1016/1352-2310(96)00102-1, 1996.
- Chin, M., Savoie, D. L., Huebert, B. J., Bandy, A. R., Thornton, D. C., Bates, T. S., Quinn, P. K., Saltzman, E. S. and De Bruyn, W. J.: Atmospheric sulfur cycle simulated in the global model GOCART: Comparison with field observations and regional budgets, *J. Geophys. Res. Atmos.*, 105(D20), 24689–24712, doi:10.1029/2000JD900385, 2000.
- 835 Cini, R., Prodi, F., Santachiara, G., Porcù, F., Bellandi, S., Stortini, A. M., Oppo, C., Udisti, R. and Pantani, F.: Chemical characterization of cloud episodes at a ridge site in Tuscan Apennines, Italy, *Atmos. Res.*, 61(4), 311–334, doi:10.1016/S0169-8095(01)00139-9, 2002.
- Collett, J. L., Daube, B. C., Gunz, D. and Hoffmann, M. R.: Intensive studies of Sierra Nevada cloudwater chemistry and its relationship to precursor aerosol and gas concentrations, *Atmos. Environ. Part A. Gen. Top.*, 24(7), 1741–1757, doi:10.1016/0960-1686(90)90507-J, 1990.
- 840 Cook, R. D., Lin, Y. H., Peng, Z., Boone, E., Chu, R. K., Dukett, J. K., Gunch, M. J., Zhang, W., Tolic, N., Laskin, A. and Pratt, K. A.: Biogenic, urban, and wildfire influences on the molecular composition of dissolved organic compounds in cloud water, *Atmos. Chem. Phys.*, 17(24), 15167–15180, doi:10.5194/acp-17-15167-2017, 2017.
- 845 Deguillaume, L., Leriche, M., Desboeufs, K., Mailhot, G., George, C. and Chaumerliac, N.: Transition metals in atmospheric liquid phases: Sources, reactivity, and sensitive parameters, *Chem. Rev.*, 105(9), 3388–3431, doi:10.1021/cr040649c, 2005.
- Deguillaume, L., Beekmann, M. and Derognat, C.: Uncertainty evaluation of ozone production and its sensitivity to emission changes over the Ile-de-France region during summer periods, *J. Geophys. Res. Atmos.*, 113(2), 1–13, doi:10.1029/2007JD009081, 2008.
- 850 Deguillaume, L., Charbouillot, T., Joly, M., Vaïtilingom, M., Parazols, M., Marinoni, A., Amato, P., Delort, A. M., Vinatier, V., Flossmann, A., Chaumerliac, N., Pichon, J. M., Houdier, S., Laj, P., Sellegri, K., Colomb, A., Brigante, M. and Mailhot, G.: Classification of clouds sampled at the puy de Dôme (France) based on 10 yr of monitoring of their physicochemical properties, *Atmos. Chem. Phys.*, 14(3), 1485–1506, doi:10.5194/acp-14-1485-2014, 2014.
- 855 Dominutti, P., Keita, S., Bahino, J., Colomb, A., Lioussé, C., Yoboué, V., Galy-Lacaux, C., Morris, E., Bouvier, L., Sauvage, S. and Borbon, A.: Anthropogenic VOCs in Abidjan, southern West Africa: from source quantification to atmospheric impacts, *Atmos. Chem. Phys.*, 19(18), 11721–11741, doi:10.5194/acp-19-11721-2019, 2019.
- Duflot, V., Tulet, P., Flores, O., Barthe, C., Colomb, A., Deguillaume, L., Vaïtilingom, M., Perring, A., Huffman, A., Hernandez, M. T., Sellegri, K., Robinson, E., O'Connor, D. J., Gomez, O. M., Burnet, F., Bourriane, T., Strasberg, D., Rocco, M., Bertram, A. K., Chazette, P., Totems, J., Fournel, J., Stamenoff, P., Metzger, J. M., Chabasset, M., Rousseau, C., Bourriane, E., Sancelme, M., Delort, A. M., Wegener, R. E., Chou, C. and Elizondo, P.: Preliminary results from the FARCE 2015 campaign: Multidisciplinary study of the forest-gas-aerosol-cloud system on the tropical island of la Réunion, *Atmos. Chem. Phys.*, 19(16), 10591–10618, doi:10.5194/acp-19-10591-2019, 2019.
- 860 Dukett, J. E., Aleksic, N., Houck, N., Snyder, P., Casson, P. and Cantwell, M.: Progress toward clean cloud water at Whiteface Mountain New York, *Atmos. Environ.*, 45(37), 6669–6673, doi:10.1016/j.atmosenv.2011.08.070, 2011.
- 865 Ervens, B.: Modeling the Processing of Aerosol and Trace Gases in Clouds and Fogs, *Chem. Rev.*, 115(10), 4157–4198, doi:10.1021/cr5005887, 2015.
- Ervens, B., Turpin, B. J. and Weber, R. J.: Secondary organic aerosol formation in cloud droplets and aqueous particles (aqSOA): A review of laboratory, field and model studies, *Atmos. Chem. Phys.*, 11(21), 11069–11102, doi:10.5194/acp-11-11069-2011, 2011.
- Ervens, B., Wang, Y., Eagar, J., Leaitch, W. R., Macdonald, A. M., Valsaraj, K. T. and Herckes, P.: Dissolved organic carbon



- 870 (DOC) and select aldehydes in cloud and fog water: The role of the aqueous phase in impacting trace gas budgets, *Atmos. Chem. Phys.*, 13(10), 5117–5135, doi:10.5194/acp-13-5117-2013, 2013.
- Fischer, H., Pozzer, A., Schmitt, T., Jöckel, P., Klippel, T., Taraborrelli, D. and Lelieveld, J.: Hydrogen peroxide in the marine boundary layer over the South Atlantic during the OOMPH cruise in March 2007, *Atmos. Chem. Phys.*, 15(12), 6971–6980, doi:10.5194/acp-15-6971-2015, 2015.
- 875 Fomba, K. W., Müller, K., van Pinxteren, D. and Herrmann, H.: Aerosol size-resolved trace metal composition in remote northern tropical atlantic marine environment: Case study cape verde islands, *Atmos. Chem. Phys.*, 13(9), 4801–4814, doi:10.5194/acp-13-4801-2013, 2013.
- Fomba, K. W., van Pinxteren, D., Müller, K., Iinuma, Y., Lee, T., Collett, J. L. and Herrmann, H.: Trace metal characterization of aerosol particles and cloud water during HCCT 2010, *Atmos. Chem. Phys.*, 15(15), 8751–8765, doi:10.5194/acp-15-8751-2015, 880 2015.
- Fomba, K. W., Deabji, N., Barcha, S. E. I., Ouchen, I., Elbaramoussi, E. M., El Moursli, R. C., Harnafi, M., El Hajjaji, S., Mellouki, A. and Herrmann, H.: Application of TXRF in monitoring trace metals in particulate matter and cloud water, *Atmos. Meas. Tech.*, 13(9), 4773–4790, doi:10.5194/amt-13-4773-2020, 2020.
- Fornaro, A. and Gutz, I. G. R.: Wet deposition and related atmospheric chemistry in the São Paulo metropolis, Brazil: Part 2 - Contribution of formic and acetic acids, *Atmos. Environ.*, 37(1), 117–128, doi:10.1016/S1352-2310(02)00885-3, 2003.
- 885 Franco, B., Blumenstock, T., Cho, C., Clarisse, L., Clerbaux, C., Coheur, P.-F., De Mazière, M., De Smedt, I., Dorn, H.-P., Emmerichs, T., Fuchs, H., Gkatzelis, G., Griffith, D. W. T., Gromov, S., Hannigan, J. W., Hase, F., Hohaus, T., Jones, N., Kerkweg, A., Kiendler-Scharr, A., Lutsch, E., Mahieu, E., Novelli, A., Ortega, I., Paton-Walsh, C., Pommier, M., Pozzer, A., Reimer, D., Rosanka, S., Sander, R., Schneider, M., Strong, K., Tillmann, R., Van Roozendael, M., Vereecken, L., Vigouroux, C., Wahner, A. and Taraborrelli, D.: Ubiquitous atmospheric production of organic acids mediated by cloud droplets, *Nature*, 593(7858), 233–237, 890 doi:10.1038/s41586-021-03462-x, 2021.
- Friedfeld, S., Fraser, M., Ensor, K., Tribble, S., Rehle, D., Leleux, D. and Tittel, F.: Statistical analysis of primary and secondary atmospheric formaldehyde, *Atmos. Environ.*, 36(30), 4767–4775, doi:10.1016/S1352-2310(02)00558-7, 2002.
- Fu, P., Kawamura, K., Kobayashi, M. and Simoneit, B. R. T.: Seasonal variations of sugars in atmospheric particulate matter from 895 Gosan, Jeju Island: Significant contributions of airborne pollen and Asian dust in spring, *Atmos. Environ.*, 55, 234–239, doi:10.1016/j.atmosenv.2012.02.061, 2012.
- Fuentes, J. D., Lerdau, M., Atkinson, R., Baldocchi, D., Bottenheim, J. W., Ciccioli, P., Lamb, B., Geron, C., Gu, L., Guenther, A., Sharkey, T. D. and Stockwell, W.: Biogenic hydrocarbons in the atmospheric boundary layer: A Review, *Bull. Am. Meteorol. Soc.*, 81(7), 1537–1575, doi:10.1175/1520-0477, 2000.
- 900 Gilardoni, S., Massoli, P., Giulianelli, L., Rinaldi, M., Paglione, M., Pollini, F., Lanconelli, C., Poluzzi, V., Carbone, S., Hillamo, R., Russell, L. M., Facchini, M. C. and Fuzzi, S.: Fog scavenging of organic and inorganic aerosol in the po valley, *Atmos. Chem. Phys.*, 14(13), 6967–6981, doi:10.5194/acp-14-6967-2014, 2014.
- Gioda, A., Mayol-Bracero, O. L., Morales-García, F., Collett, J., Decesari, S., Emblico, L., Facchini, M. C., Morales-De Jesús, R. J., Mertes, S., Borrmann, S., Walter, S. and Schneider, J.: Chemical composition of cloud water in the puerto rican tropical trade 905 wind cumuli, *Water, Air, Soil Pollut.*, 200(1–4), 3–14, doi:10.1007/s11270-008-9888-4, 2009.
- Gioda, A., Reyes-Rodríguez, G. J., Santos-Figueroa, G., Collett, J. L., Decesari, S., Ramos, M. D. C. K. V., Bezerra Netto, H. J. C., De Aquino Neto, F. R. and Mayol-Bracero, O. L.: Speciation of water-soluble inorganic, organic, and total nitrogen in a background marine environment: Cloud water, rainwater, and aerosol particles, *J. Geophys. Res. Atmos.*, 116(5), doi:10.1029/2010JD015010, 2011.
- 910 Gioda, A., Mayol-Bracero, O. L., Scatena, F. N., Weathers, K. C., Mateus, V. L. and McDowell, W. H.: Chemical constituents in clouds and rainwater in the Puerto Rican rainforest: Potential sources and seasonal drivers, *Atmos. Environ.*, 68(x), 208–220, doi:10.1016/j.atmosenv.2012.11.017, 2013.
- Glotfelty, D. E., Seiber, J. N. and Liljedahl, A.: Pesticides in fog, *Nature*, 325(6105), 602–605, doi:10.1038/325602a0, 1987.
- Gondwe, M., Krol, M., Gieskes, W., Klaassen, W. and de Baar, H.: The contribution of ocean-leaving DMS to the global 915 atmospheric burdens of DMS, MSA, SO₂, and NSS SO₄⁻, *Global Biogeochem. Cycles*, 17(2), doi:10.1029/2002GB001937, 2003.
- Gosselin, M. I., Rathnayake, C. M., Crawford, I., Pöhlker, C., Fröhlich-Nowoisky, J., Schmer, B., Després, V. R., Engling, G., Gallagher, M., Stone, E., Pöschl, U. and Huffman, J. A.: Fluorescent bioaerosol particle, molecular tracer, and fungal spore concentrations during dry and rainy periods in a semi-arid forest, *Atmos. Chem. Phys.*, 16(23), 15165–15184, doi:10.5194/acp-16-15165-2016, 2016.
- 920 Guo, J., Wang, Y., Shen, X., Wang, Z., Lee, T., Wang, X., Li, P., Sun, M., Collett, J. L., Wang, W. and Wang, T.: Characterization of cloud water chemistry at Mount Tai, China: Seasonal variation, anthropogenic impact, and cloud processing, *Atmos. Environ.*,



- 60, 467–476, doi:10.1016/j.atmosenv.2012.07.016, 2012.
- Guyot, G., Gourbeyre, C., Febvre, G., Shcherbakov, V., Burnet, F., Dupont, J. C., Sellegri, K. and Jourdan, O.: Quantitative evaluation of seven optical sensors for cloud microphysical measurements at the Puy-de-Dôme Observatory, France, *Atmos. Meas. Tech.*, 8(10), 4347–4367, doi:10.5194/amt-8-4347-2015, 2015.
- Herckes, P., Lee, T., Trenary, L., Kang, G., Chang, H. and Collett, J. L.: Organic matter in central California radiation fogs, *Environ. Sci. Technol.*, 36(22), 4777–4782, doi:10.1021/es025889t, 2002.
- Herckes, P., Valsaraj, K. T. and Collett, J. L.: A review of observations of organic matter in fogs and clouds: Origin, processing and fate, *Atmos. Res.*, 132–133, 434–449, doi:10.1016/j.atmosres.2013.06.005, 2013.
- Herrmann, H., Wolke, R., Müller, K., Brüggemann, E., Gnauk, T., Barzaghi, P., Mertes, S., Lehmann, K., Massling, A., Birmili, W., Wiedensohler, A., Wieprecht, W., Acker, K., Jaeschke, W., Kramberger, H., Svrčina, B., Bächmann, K., Collett, J. L., Galgon, D., Schwirn, K., Nowak, A., Van Pinxteren, D., Plewka, A., Chemnitz, R., Rüd, C., Hofmann, D., Tilgner, A., Diehl, K., Heinold, B., Hinneburg, D., Knoth, O., Sehili, A. M., Simmel, M., Wurzel, S., Majdik, Z., Mauersberger, G. and Müller, F.: FEBUKO and MODMEP: Field measurements and modelling of aerosol and cloud multiphase processes, *Atmos. Environ.*, 39(23–24), 4169–4183, doi:10.1016/j.atmosenv.2005.02.004, 2005.
- Herrmann, H., Schaefer, T., Tilgner, A., Styler, S. A., Weller, C., Teich, M. and Otto, T.: Tropospheric Aqueous-Phase Chemistry: Kinetics, Mechanisms, and Its Coupling to a Changing Gas Phase, *Chem. Rev.*, 115(10), 4259–4334, doi:10.1021/cr500447k, 2015.
- Holland, H. D.: *The chemistry of the atmosphere and oceans*, edited by Wiley-Interscience, New-York., 1978.
- Houdier, S., Perrier, S., Defrancq, E. and Legrand, M.: A new fluorescent probe for sensitive detection of carbonyl compounds: Sensitivity improvement and application to environmental water samples, *Anal. Chim. Acta*, 412(1–2), 221–233, doi:10.1016/S0003-2670(99)00875-2, 2000.
- Houdier, S., Lévêque, J., Sabatier, T., Jacob, V. and Jaffrezo, J. L.: Aniline-based catalysts as promising tools to improve analysis of carbonyl compounds through derivatization techniques: preliminary results using dansylacetamidooxamine derivatization and LC-fluorescence, *Anal. Bioanal. Chem.*, 410(27), 7031–7042, doi:10.1007/s00216-018-1304-3, 2018.
- Jaber, S., Joly, M., Brissy, M., Lereboure, M., Khaled, A., Ervens, B. and Delort, A.-M.: Biotic and abiotic transformation of amino acids in cloud water: experimental studies and atmospheric implications, *Biogeosciences*, 18(3), 1067–1080, doi:10.5194/bg-18-1067-2021, 2021a.
- Jaber, S., Joly, M., Brissy, M., Lereboure, M., Khaled, A., Ervens, B. and Delort, A.-M.: Biotic and abiotic transformation of amino acids in cloud water: experimental studies and atmospheric implications, *Biogeosciences*, 18(3), 1067–1080, doi:10.5194/bg-18-1067-2021, 2021b.
- Jaffrezo, J. L., Calas, N. and Bouchet, M.: Technical Note Carboxylic Acids Measurements With Ionic Chromatography, *Science (80-)*, 32(14), 0–3, 1998.
- Jia, Y., Clements, A. L. and Fraser, M. P.: Saccharide composition in atmospheric particulate matter in the southwest US and estimates of source contributions, *J. Aerosol Sci.*, 41(1), 62–73, doi:10.1016/j.jaerosci.2009.08.005, 2010.
- Junkermann, W. and Stockwell, W. R.: On the budget of photooxidants in the marine boundary layer of the tropical South Atlantic, *J. Geophys. Res. Atmos.*, 104(D7), 8039–8046, doi:10.1029/1998JD100060, 1999.
- Kerminen, V. M., Ojanen, C., Pakkanen, T., Hillamo, R., Aurela, M. and Meriläinen, J.: Low-molecular-weight dicarboxylic acids in an urban and rural atmosphere, *J. Aerosol Sci.*, 31(3), 349–362, doi:10.1016/S0021-8502(99)00063-4, 2000.
- Kim, M.-G., Lee, B.-K. and Kim, H.-J.: Cloud/Fog water chemistry at a high elevation site in South Korea, *J. Atmos. Chem.*, 55(1), 13–29, doi:10.1007/s10874-005-9004-8, 2006.
- Kristensson, A., Rosenørn, T. and Bilde, M.: Cloud droplet activation of amino acid aerosol particles, *J. Phys. Chem. A*, 114(1), 379–386, doi:10.1021/jp9055329, 2010.
- Kundu, S., Kawamura, K., Andreae, T. W., Hoffer, A. and Andreae, M. O.: Diurnal variation in the water-soluble inorganic ions, organic carbon and isotopic compositions of total carbon and nitrogen in biomass burning aerosols from the LBA-SMOCC campaign in Rondônia, Brazil, *J. Aerosol Sci.*, 41(1), 118–133, doi:10.1016/j.jaerosci.2009.08.006, 2010.
- Lac, C., Chaboureaud, J.-P., Masson, V., Pinty, J.-P., Tulet, P., Escobar, J., Leriche, M., Barthe, C., Aouizerats, B., Augros, C., Aumond, P., Auguste, F., Bechtold, P., Berthet, S., Bielli, S., Bosseur, F., Caumont, O., Cohard, J.-M., Colin, J., Couvreux, F., Cuxart, J., Delautier, G., Dauhut, T., Ducrocq, V., Filippi, J.-B., Gazen, D., Geoffroy, O., Gheusi, F., Honnert, R., Lafore, J.-P., Lebeaupin Brossier, C., Libois, Q., Lunet, T., Mari, C., Maric, T., Mascart, P., Mogé, M., Molinié, G., Nuissier, O., Pantillon, F., Peyrillé, P., Pergaud, J., Perraud, E., Pianezze, J., Redelsperger, J.-L., Ricard, D., Richard, E., Riette, S., Rodier, Q., Schoetter, R., Seyfried, L., Stein, J., Suhre, K., Taufour, M., Thouron, O., Turner, S., Verrelle, A., Vié, B., Visentin, F., Vionnet, V. and Wautelet, P.: Overview of the Meso-NH model version 5.4 and its applications, *Geosci. Model Dev.*, 11(5), 1929–1969, doi:10.5194/gmd-11-1929-2018, 2018.



- 975 Lamkaddam, H., Dommen, J., Ranjithkumar, A., Gordon, H., Wehrle, G., Krechmer, J., Majluf, F., Salionov, D., Schmale, J., Bjelić, S., Carslaw, K. S., El Haddad, I. and Baltensperger, U.: Large contribution to secondary organic aerosol from isoprene cloud chemistry, *Sci. Adv.*, 7(13), 1–11, doi:10.1126/sciadv.abe2952, 2021.
- Lance, S., Brock, C. A., Rogers, D. and Gordon, J. A.: Water droplet calibration of the Cloud Droplet Probe (CDP) and in-flight performance in liquid, ice and mixed-phase clouds during ARCPAC, *Atmos. Meas. Tech.*, 3(6), 1683–1706, doi:10.5194/amt-3-1683-2010, 2010.
- 980 Lance, S., Zhang, J., Schwab, J. J., Casson, P., Brandt, R. E., Fitzjarrald, D. R., Schwab, M. J., Sicker, J., Lu, C. H., Chen, S. P., Yun, J., Freedman, J. M., Shrestha, B., Min, Q., Beauharnois, M., Crandall, B., Joseph, E., Brewer, M. J., Minder, J. R., Orłowski, D., Christiansen, A., Carlton, A. G. and Barth, M. C.: Overview of the CPOC Pilot Study at Whiteface Mountain, NY Cloud Processing of Organics within Clouds (CPOC), *Bull. Am. Meteorol. Soc.*, 101(10), E1820–E1841, doi:10.1175/BAMS-D-19-0022.1, 2020.
- 985 Lee, A. K. Y., Hayden, K. L., Herckes, P., Leaitch, W. R., Liggio, J., MacDonald, A. M. and Abbatt, J. P. D.: Characterization of aerosol and cloud water at a mountain site during WACS 2010: Secondary organic aerosol formation through oxidative cloud processing, *Atmos. Chem. Phys.*, 12(15), 7103–7116, doi:10.5194/acp-12-7103-2012, 2012.
- Leriche, M., Curier, R. L., Deguillaume, L., Caro, D., Sellegri, K. and Chaumerliac, N.: Numerical quantification of sources and phase partitioning of chemical species in cloud: application to wintertime anthropogenic air masses at the Puy de Dôme station, *J. Atmos. Chem.*, 57(3), 281–297, doi:10.1007/s10874-007-9073-y, 2007.
- 990 Lesouëf, D., Gheusi, F., Delmas, R. and Escobar, J.: Numerical simulations of local circulations and pollution transport over Reunion Island, *Ann. Geophys.*, 29(1), 53–69, doi:10.5194/angeo-29-53-2011, 2011.
- Lesouëf, D., Gheusi, F., Chazette, P., Delmas, R. and Sanak, J.: Low tropospheric layers over Reunion Island in lidar-derived observations and a high-resolution model, *Boundary-Layer Meteorol.*, 149(3), 425–453, doi:10.1007/s10546-013-9851-9, 2013.
- 995 Li, J., Pósfai, M., Hobbs, P. V. and Buseck, P. R.: Individual aerosol particles from biomass burning in southern Africa: 2, Compositions and aging of inorganic particles, *J. Geophys. Res. Atmos.*, 108(D13), n/a–n/a, doi:10.1029/2002JD002310, 2003.
- Li, J., Wang, X., Chen, J., Zhu, C., Li, W., Li, C., Liu, L., Xu, C., Wen, L., Xue, L., Wang, W., Ding, A. and Herrmann, H.: Chemical composition and droplet size distribution of cloud at the summit of Mount Tai, China, *Atmos. Chem. Phys.*, 17(16), 9885–9896, doi:10.5194/acp-17-9885-2017, 2017.
- 000 Li, S. M., Macdonald, A. M., Leithead, A., Leaitch, W. R., Gong, W., Anlauf, K. G., Toom-Sauntry, D., Hayden, K., Bottenheim, J. and Wang, D.: Investigation of carbonyls in cloudwater during ICARTT, *J. Geophys. Res. Atmos.*, 113(17), 1–14, doi:10.1029/2007JD009364, 2008.
- Li, T., Wang, Z., Wang, Y., Wu, C., Liang, Y., Xia, M., Yu, C., Yun, H., Wang, W., Wang, Y., Guo, J., Herrmann, H. and Wang, T.: Chemical characteristics of cloud water and the impacts on aerosol properties at a subtropical mountain site in Hong Kong SAR, *Atmos. Chem. Phys.*, 20(1), 391–407, doi:10.5194/acp-20-391-2020, 2020.
- 005 Li, X., Hede, T., Tu, Y., Leck, C. and Gren, H. Å.: Cloud droplet activation mechanisms of amino acid aerosol particles: Insight from molecular dynamics simulations, *Tellus, Ser. B Chem. Phys. Meteorol.*, 65(1), doi:10.3402/tellusb.v65i0.20476, 2013.
- Liu, X. H., Wai, K. M., Wang, Y., Zhou, J., Li, P. H., Guo, J., Xu, P. J. and Wang, W. X.: Evaluation of trace elements contamination in cloud/fog water at an elevated mountain site in Northern China, *Chemosphere*, 88(5), 531–541, doi:10.1016/j.chemosphere.2012.02.015, 2012a.
- 010 Liu, Y., Monod, A., Tritscher, T., Praplan, A. P., DeCarlo, P. F., Temime-Roussel, B., Quivet, E., Marchand, N., Dommen, J. and Baltensperger, U.: Aqueous phase processing of secondary organic aerosol from isoprene photooxidation, *Atmos. Chem. Phys.*, 12(13), 5879–5895, doi:10.5194/acp-12-5879-2012, 2012b.
- Löflund, M., Kasper-Giebl, A., Schuster, B., Giebl, H., Hitznerberger, R. and Puxbaum, H.: Formic, acetic, oxalic, malonic and succinic acid concentrations and their contribution to organic carbon in cloud water, *Atmos. Environ.*, 36(9), 1553–1558, doi:10.1016/S1352-2310(01)00573-8, 2002.
- 015 Marinoni, A., Laj, P., Sellegri, K. and Mailhot, G.: Cloud chemistry at the Puy de Dôme: Variability and relationships with environmental factors, *Atmos. Chem. Phys.*, 4(3), 715–728, doi:10.5194/acp-4-715-2004, 2004.
- Mashayekhy Rad, F., Zurita, J., Gilles, P., Rutgeerts, L. A. J., Nilsson, U., Ilag, L. L. and Leck, C.: Measurements of Atmospheric Proteinaceous Aerosol in the Arctic Using a Selective UHPLC/ESI-MS/MS Strategy, *J. Am. Soc. Mass Spectrom.*, 30(1), 161–173, doi:10.1007/s13361-018-2009-8, 2019.
- 020 Matos, J. T. V., Duarte, R. M. B. O. and Duarte, A. C.: Challenges in the identification and characterization of free amino acids and proteinaceous compounds in atmospheric aerosols: A critical review, *TrAC - Trends Anal. Chem.*, 75, 97–107, doi:10.1016/j.trac.2015.08.004, 2016.
- 025 Matsumoto, K., Kawai, S. and Igawa, M.: Dominant factors controlling concentrations of aldehydes in rain, fog, dew water, and in



- the gas phase, *Atmos. Environ.*, 39(38), 7321–7329, doi:10.1016/j.atmosenv.2005.09.009, 2005.
- McElroy, W. J.: Sources of hydrogen peroxide in cloudwater, *Atmos. Environ.*, 20(3), 427–438, doi:10.1016/0004-6981(86)90082-X, 1986.
- 030 McGregor, K. G. and Anastasio, C.: Chemistry of fog waters in California's Central Valley: 2. Photochemical transformations of amino acids and alkyl amines, *Atmos. Environ.*, 35(6), 1091–1104, doi:10.1016/S1352-2310(00)00282-X, 2001a.
- McGregor, K. G. and Anastasio, C.: Chemistry of fog waters in California's Central Valley: 2. Photochemical transformations of amino acids and alkyl amines, *Atmos. Environ.*, 35(6), 1091–1104, doi:10.1016/S1352-2310(00)00282-X, 2001b.
- McNeill, V. F.: Aqueous organic chemistry in the atmosphere: Sources and chemical processing of organic aerosols, *Environ. Sci. Technol.*, 49(3), 1237–1244, doi:10.1021/es5043707, 2015.
- 035 Möller, D., Acker, K. and Wiprecht, W.: A relationship between liquid water content and chemical composition in clouds, *Atmos. Res.*, 41(3), 321–335, doi:10.1016/0169-8095(96)00017-8, 1996.
- Monks, P. S., Granier, C., Fuzzi, S., Stohl, A., Williams, M. L., Akimoto, H., Amann, M., Baklanov, A., Baltensperger, U., Bey, I., Blake, N., Blake, R. S., Carslaw, K., Cooper, O. R., Dentener, F., Fowler, D., Fragkou, E., Frost, G. J., Generoso, S., Ginoux, P., Grewe, V., Guenther, A., Hansson, H. C., Henne, S., Hjorth, J., Hofzumahaus, A., Huntrieser, H., Isaksen, I. S. A., Jenkin, M. E., Kaiser, J., Kanakidou, M., Klimont, Z., Kulmala, M., Laj, P., Lawrence, M. G., Lee, J. D., Liousse, C., Maione, M., McFiggans, G., Metzger, A., Mieville, A., Moussiopoulos, N., Orlando, J. J., O'Dowd, C. D., Palmer, P. I., Parrish, D. D., Petzold, A., Platt, U., Pöschl, U., Prévôt, A. S. H., Reeves, C. E., Reimann, S., Rudich, Y., Sellegri, K., Steinbrecher, R., Simpson, D., ten Brink, H., Theloke, J., van der Werf, G. R., Vautard, R., Vestreng, V., Vlachokostas, C. and von Glasow, R.: Atmospheric composition change - global and regional air quality, *Atmos. Environ.*, 43(33), 5268–5350, doi:10.1016/j.atmosenv.2009.08.021, 2009.
- 045 Moore, K. F., Sherman, D. E., Reilly, J. E. and Collett, J. L.: Drop size-dependent chemical composition in clouds and fogs. Part I. Observations, *Atmos. Environ.*, 38(10), 1389–1402, doi:10.1016/j.atmosenv.2003.12.013, 2004.
- Mouchel-Vallon, C., Deguillaume, L., Monod, A., Perroux, H., Rose, C., Ghigo, G., Long, Y., Leriche, M., Aumont, B., Patryl, L., Armand, P. and Chaumerliac, N.: CLEPS 1.0: A new protocol for cloud aqueous phase oxidation of VOC mechanisms, *Geosci. Model Dev.*, 10(3), 1339–1362, doi:10.5194/gmd-10-1339-2017, 2017.
- 050 O'Sullivan, D. W., Heikes, B. G., Lee, M., Chang, W., Gregory, G. L., Blake, D. R. and Sachse, G. W.: Distribution of hydrogen peroxide and methylhydroperoxide over the Pacific and South Atlantic Oceans, *J. Geophys. Res. Atmos.*, 104(D5), 5635–5646, doi:10.1029/98JD01250, 1999.
- Parazols, M., Marinoni, A., Amato, P., Abida, O., Laj, P. and Mailhot, G.: Speciation and role of iron in cloud droplets at the puy de Dôme station, *J. Atmos. Chem.*, 54(3), 267–281, doi:10.1007/s10874-006-9026-x, 2006.
- 055 Perri, M. J., Seitzinger, S. and Turpin, B. J.: Secondary organic aerosol production from aqueous photooxidation of glycolaldehyde: Laboratory experiments, *Atmos. Environ.*, 43(8), 1487–1497, doi:10.1016/j.atmosenv.2008.11.037, 2009.
- Pietrogrande, M. C., Bacco, D., Visentin, M., Ferrari, S. and Casali, P.: Polar organic marker compounds in atmospheric aerosol in the Po Valley during the Supersito campaigns — Part 2: Seasonal variations of sugars, *Atmos. Environ.*, 97, 215–225, doi:10.1016/j.atmosenv.2014.07.056, 2014.
- 060 van Pinxteren, D., Plewka, A., Hofmann, D., Müller, K., Kramberger, H., Svrčina, B., Bächmann, K., Jaeschke, W., Mertes, S., Collett, J. L. and Herrmann, H.: Schmücke hill cap cloud and valley stations aerosol characterisation during FEBUKO (II): Organic compounds, *Atmos. Environ.*, 39(23–24), 4305–4320, doi:10.1016/j.atmosenv.2005.02.014, 2005.
- van Pinxteren, D., Wadinga Fomba, K., Mertes, S., Müller, K., Spindler, G., Schneider, J., Lee, T., L. Collett, J. and Herrmann, H.: Cloud water composition during HCCT-2010: Scavenging efficiencies, solute concentrations, and droplet size dependence of inorganic ions and dissolved organic carbon, *Atmos. Chem. Phys.*, 16(5), 3185–3205, doi:10.5194/acp-16-3185-2016, 2016.
- 065 van Pinxteren, M., Fomba, K. W., Triesch, N., Stolle, C., Wurl, O., Bahlmann, E., Gong, X., Voigtländer, J., Wex, H., Robinson, T.-B., Barthel, S., Zeppenfeld, S., Hoffmann, E. H., Roveretto, M., Li, C., Grosselein, B., Daële, V., Senf, F., van Pinxteren, D., Manzi, M., Zabalegui, N., Frka, S., Gašparović, B., Pereira, R., Li, T., Wen, L., Li, J., Zhu, C., Chen, H., Chen, J., Fiedler, B., von Tümpling, W., Read, K. A., Punjabi, S., Lewis, A. C., Hopkins, J. R., Carpenter, L. J., Peeken, I., Rixen, T., Schulz-Bull, D., Monge, M. E., Mellouki, A., George, C., Stratmann, F. and Herrmann, H.: Marine organic matter in the remote environment of the Cape Verde islands – an introduction and overview to the MarParCloud campaign, *Atmos. Chem. Phys.*, 20(11), 6921–6951, doi:10.5194/acp-20-6921-2020, 2020.
- Piotrowicz, S. R., Duce, R. A., Fasching, J. L. and Weisel, C. P.: Bursting bubbles and their effect on the sea-to-air transport of Fe, Cu and Zn, *Mar. Chem.*, 7(4), 307–324, doi:10.1016/0304-4203(79)90018-5, 1979.
- 075 Pommić, C., Levadoux, S., Sabatier, R., Lefranc, G. and Lefranc, M.-P.: IMGT standardized criteria for statistical analysis of immunoglobulin V-REGION amino acid properties, *J. Mol. Recognit.*, 17(1), 17–32, doi:10.1002/jmr.647, 2004.
- Pye, H. O. T., Nenes, A., Alexander, B., Ault, A. P., Barth, M. C., Clegg, S. L., Collett Jr., J. L., Fahey, K. M., Hennigan, C. J.,



- 080 Herrmann, H., Kanakidou, M., Kelly, J. T., Ku, I.-T., McNeill, V. F., Riemer, N., Schaefer, T., Shi, G., Tilgner, A., Walker, J. T., Wang, T., Weber, R., Xing, J., Zaveri, R. A. and Zuend, A.: The acidity of atmospheric particles and clouds, *Atmos. Chem. Phys.*, 20(8), 4809–4888, doi:10.5194/acp-20-4809-2020, 2020.
- Ras, M. R., Borrull, F. and Marcé, R. M.: Sampling and preconcentration techniques for determination of volatile organic compounds in air samples, *TrAC - Trends Anal. Chem.*, 28(3), 347–361, doi:10.1016/j.trac.2008.10.009, 2009.
- 085 Renard, P., Siekmann, F., Salque, G., Demelas, C., Coulomb, B., Vassalo, L. and Ravier, S.: Aqueous-phase oligomerization of methyl vinyl ketone through photooxidation – Part 1: Aging processes of oligomers, (2012), 21–35, doi:10.5194/acp-15-21-2015, 2015.
- Renard, P., Bianco, A., Baray, J. L., Bridoux, M., Delort, A. M. and Deguillaume, L.: Classification of clouds sampled at the puy de Dôme station (France) based on chemical measurements and air mass history matrices, *Atmosphere (Basel)*, 11(7), doi:10.3390/atmos11070732, 2020.
- 090 Renard, P., Brissy, M., Rossi, F., Lereboure, M., Jaber, S., Baray, J.-L., Bianco, A., Delort, A.-M. and Deguillaume, L.: Free amino acids measurements in cloud water at the puy de Dôme station, *Atmos. Chem. Phys. Discuss.*, 2021.
- Reyes-Rodríguez, G. J., Gioda, A., Mayol-Bracero, O. L. and Collett, J.: Organic carbon, total nitrogen, and water-soluble ions in clouds from a tropical montane cloud forest in Puerto Rico, *Atmos. Environ.*, 43(27), 4171–4177, doi:10.1016/j.atmosenv.2009.05.049, 2009.
- 095 Rocco, M., Colomb, A., Baray, J. L., Amelynck, C., Verreyken, B., Borbon, A., Pichon, J. M., Bouvier, L., Schoon, N., Gros, V., Sarda-Esteve, R., Tulet, P., Metzger, J. M., Dufлот, V., Guadagno, C., Peris, G. and Brioude, J.: Analysis of volatile organic compounds during the OCTAVE campaign: Sources and distributions of formaldehyde on reunion Island, *Atmosphere (Basel)*, 11(2), doi:10.3390/atmos11020140, 2020.
- Rocco, M., Baray, J. L., Colomb, A., Borbon, A., Dominutti, P., Tulet, P., Amelynck, C., Schoon, N., Verreyken, B., Dufлот, V., Gros, V., Sarda-Esteve, R., Burnet, F., Bourriane, T., Péris, G., Guadagno, C. and Leriche, M.: High resolution dynamical analysis of Volatile Organic Compound (VOC) measurements during the BIO-MAÏDO field campaign (Réunion Island). Submitted to, *J. Geophys. Res.*, 2021.
- 100 Rosado-Reyes, C. M. and Francisco, J. S.: Atmospheric oxidation pathways of acetic acid, *J. Phys. Chem. A*, 110(13), 4419–4433, doi:10.1021/jp0567974, 2006.
- 105 Rose, C., Chaumerliac, N., Deguillaume, L., Mouchel-Vallon, C., Leriche, M., Patryl, L. and Armand, P.: Modeling the partitioning of organic chemical species in cloud phases with CLEPS (1.1), *Atmos. Chem. Phys.*, 18(3), 2225–2242, doi:10.5194/acp-18-2225-2018, 2018.
- Rossignol, S., Chiappini, L., Perraudin, E., Rio, C., Fable, S., Valorso, R. and Doussin, J. F.: Development of a parallel sampling and analysis method for the elucidation of gas/particle partitioning of oxygenated semi-volatile organics: A limonene ozonolysis study, *Atmos. Meas. Tech.*, 5(6), 1459–1489, doi:10.5194/amt-5-1459-2012, 2012.
- 110 Roth, A., Schneider, J., Klimach, T., Mertes, S., van Pinxteren, D., Herrmann, H. and Borrmann, S.: Aerosol properties, source identification, and cloud processing in orographic clouds measured by single particle mass spectrometry on a central European mountain site during HCCT-2010, *Atmos. Chem. Phys.*, 16(2), 505–524, doi:10.5194/acp-16-505-2016, 2016.
- 115 Ruiz-Jimenez, J., Okuljar, M., Sietiö, O., Demaria, G., Liangsupree, T., Zagatti, E., Aalto, J., Hartonen, K., Heinonsalo, J., Bäck, J., Petäjä, T. and Riekkola, M.-L.: Determination of free amino acids, saccharides, and selected microbes in biogenic atmospheric aerosols – seasonal variations, particle size distribution, chemical and microbial relations, *Atmos. Chem. Phys.*, 21(11), 8775–8790, doi:10.5194/acp-21-8775-2021, 2021.
- 120 Samaké, A., Jaffrezo, J.-L., Favez, O., Weber, S., Jacob, V., Canete, T., Albinet, A., Charron, A., Riffault, V., Perdrix, E., Waked, A., Golly, B., Salameh, D., Chevrier, F., Oliveira, D. M., Besombes, J.-L., Martins, J. M. F., Bonnaire, N., Conil, S., Guillaud, G., Mesbah, B., Rocq, B., Robic, P.-Y., Hulin, A., Le Meur, S., Descheemaeker, M., Chretien, E., Marchand, N. and Uzu, G.: Arabitol, mannitol, and glucose as tracers of primary biogenic organic aerosol: the influence of environmental factors on ambient air concentrations and spatial distribution over France, *Atmos. Chem. Phys.*, 19(16), 11013–11030, doi:10.5194/acp-19-11013-2019, 2019a.
- 125 Samaké, A., Jaffrezo, J. L., Favez, O., Weber, S., Jacob, V., Albinet, A., Riffault, V., Perdrix, E., Waked, A., Golly, B., Salameh, D., Chevrier, F., Miguel Oliveira, D., Bonnaire, N., Besombes, J. L., Martins, J. M. F., Conil, S., Guillaud, G., Mesbah, B., Rocq, B., Robic, P. Y., Hulin, A., Le Meur, S., Descheemaeker, M., Chretien, E., Marchand, N. and Uzu, G.: Polyols and glucose particulate species as tracers of primary biogenic organic aerosols at 28 French sites, *Atmos. Chem. Phys.*, 19(5), 3357–3374, doi:10.5194/acp-19-3357-2019, 2019b.
- Sander, R.: Compilation of Henry's law constants (version 4.0) for water as solvent, *Atmos. Chem. Phys.*, 15(8), 4399–4981, doi:10.5194/acp-15-4399-2015, 2015.
- 130 Sanhueza, E., Santana, M. and Hermoso, M.: Gas- and aqueous-phase formic and acetic acids at a tropical cloud forest site, *Atmos.*



- Environ. Part A. Gen. Top., 26(8), 1421–1426, doi:10.1016/0960-1686(92)90127-7, 1992.
- Scalabrin, E., Zangrando, R., Barbaro, E., Kehrwald, N. M., Gabrieli, J., Barbante, C. and Gambaro, A.: Amino acids in Arctic aerosols, *Atmos. Chem. Phys.*, 12(21), 10453–10463, doi:10.5194/acp-12-10453-2012, 2012.
- 135 Scheller, E.: Amino acids in dew - Origin and seasonal variation, *Atmos. Environ.*, 35(12), 2179–2192, doi:10.1016/S1352-2310(00)00477-5, 2001.
- Schieweck, A., Gunschera, J., Varol, D. and Salthammer, T.: Analytical procedure for the determination of very volatile organic compounds (C3–C6) in indoor air, *Anal. Bioanal. Chem.*, 410(13), 3171–3183, doi:10.1007/s00216-018-1004-z, 2018.
- Seinfeld, J. H. and Pandis, S. N.: *Atmospheric Chemistry and Physics. From Air Pollution to Climate Change*, Second ed., John Wiley & Sons., 2006.
- 140 Shapiro, J. B., Simpson, H. J., Griffin, K. L. and Schuster, W. S. F.: Precipitation chloride at West Point, NY: Seasonal patterns and possible contributions from non-seawater sources, *Atmos. Environ.*, 41(10), 2240–2254, doi:10.1016/j.atmosenv.2006.03.049, 2007.
- Shen, X., Lee, T., Guo, J., Wang, X., Li, P., Xu, P., Wang, Y., Ren, Y., Wang, W., Wang, T., Li, Y., Carn, S. A. and Collett, J. L.: Aqueous phase sulfate production in clouds in eastern China, *Atmos. Environ.*, 62, 502–511, doi:10.1016/j.atmosenv.2012.07.079, 2012.
- 145 Shepson, P. B., Hastie, D. R., Schiff, H. I., Polizzi, M., Bottenheim, J. W., Anlauf, K., Mackay, G. I. and Karecki, D. R.: Atmospheric concentrations and temporal variations of C1–C3 carbonyl compounds at two rural sites in central Ontario, *Atmos. Environ. Part A. Gen. Top.*, 25(9), 2001–2015, doi:10.1016/0960-1686(91)90280-K, 1991.
- Simoneit, B. R. T., Schauer, J. J., Nolte, C. G., Oros, D. R., Elias, V. O., Fraser, M. P., Rogge, W. F. and Cass, G. R.: Levoglucosan, a tracer for cellulose in biomass burning and atmospheric particles, *Atmos. Environ.*, 33(2), 173–182, doi:10.1016/S1352-2310(98)00145-9, 1999.
- Spiegel, J. K., Zieger, P., Bukowiecki, N., Hammer, E., Weingartner, E. and Eugster, W.: Evaluating the capabilities and uncertainties of droplet measurements for the fog droplet spectrometer (FM-100), *Atmos. Meas. Tech.*, 5(9), 2237–2260, doi:10.5194/amt-5-2237-2012, 2012.
- 155 Stookey, L. L.: Ferrozine-A New Spectrophotometric Reagent for Iron, *Anal. Chem.*, 42(7), 779–781, doi:10.1021/ac60289a016, 1970.
- Straub, D. J., Lee, T. and Collett, J. L.: Chemical composition of marine stratocumulus clouds over the eastern Pacific Ocean, *J. Geophys. Res. Atmos.*, 112(4), 1–15, doi:10.1029/2006JD007439, 2007.
- Sun, X., Wang, Y., Li, H., Yang, X., Sun, L., Wang, X., Wang, T. and Wang, W.: Organic acids in cloud water and rainwater at a mountain site in acid rain areas of South China, *Environ. Sci. Pollut. Res.*, 23(10), 9529–9539, doi:10.1007/s11356-016-6038-1, 2016.
- Talbot, R. W.: Carboxylic acids in the rural continental atmosphere over the eastern United States during the Shanandoah Cloud and Photochemistry Experiment, *J. Geophys. Res.*, 100(D5), 9335–9343, doi:10.1029/95JD00507, 1995.
- 165 Talbot, R. W., Andreae, M. O., Berresheim, H., Jacob, D. J. and Beecher, K. M.: Sources and sinks of formic, acetic, and pyruvic acids over central Amazonia. 2. Wet season, *J. Geophys. Res.*, 95(D10), doi:10.1029/jd095id10p16799, 1990.
- Textor, C., Schulz, M., Guibert, S., Kinne, S., Balkanski, Y., Bauer, S., Bernsten, T., Berglen, T., Boucher, O., Chin, M., Dentener, F., Diehl, T., Easter, R., Feichter, H., Fillmore, D., Ghan, S., Ginoux, P., Gong, S., Grini, A., Hendricks, J., Horowitz, L., Huang, P., Isaksen, I., Iversen, T., Kloster, S., Koch, D., Kirkevåg, A., Kristjansson, J. E., Krol, M., Lauer, A., Lamarque, J. F., Liu, X., Montanaro, V., Myhre, G., Penner, J., Pitari, G., Reddy, S., Seland, Stier, P., Takemura, T. and Tie, X.: Analysis and quantification of the diversities of aerosol life cycles within AeroCom, *Atmos. Chem. Phys.*, 6(7), 1777–1813, doi:10.5194/acp-6-1777-2006, 2006.
- 170 Triesch, N., van Pinxteren, M., Engel, A. and Herrmann, H.: Concerted measurements of free amino acids at the Cabo Verde islands: high enrichments in submicron sea spray aerosol particles and cloud droplets, *Atmos. Chem. Phys.*, 21(1), 163–181, doi:10.5194/acp-21-163-2021, 2021.
- 175 Urban Cerasi, R., Lima-Souza, M., Caetano-Silva, L., Queiroz, M. E. C., Nogueira, R. F. P., Allen, A. G., Cardoso, A. A., Held, G. and Campos, M. L. A. M.: Use of levoglucosan, potassium, and water-soluble organic carbon to characterize the origins of biomass-burning aerosols, *Atmos. Environ.*, 61, 562–569, doi:10.1016/j.atmosenv.2012.07.082, 2012.
- Vaitilingom, M., Deguillaume, L., Vinatier, V., Sancelme, M., Amato, P., Chaumerliac, N. and Delort, A. M.: Potential impact of microbial activity on the oxidant capacity and organic carbon budget in clouds, *Proc. Natl. Acad. Sci. U. S. A.*, 110(2), 559–564, doi:10.1073/pnas.1205743110, 2013.
- 180 Valsaraj, K. T., Thoma, G. J., Reible, D. D. and Thibodeaux, L. J.: On the enrichment of hydrophobic organic compounds in fog



- droplets, *Atmos. Environ. Part A, Gen. Top.*, 27(2), 203–210, doi:10.1016/0960-1686(93)90351-X, 1993.
- Valverde-Canossa, J., Wieprecht, W., Acker, K. and Moortgat, G. K.: H₂O₂ and organic peroxide measurements in an orographic cloud: The FEBUKO experiment, *Atmos. Environ.*, 39(23–24), 4279–4290, doi:10.1016/j.atmosenv.2005.02.040, 2005.
- 185 Verma, S. K., Kawamura, K., Chen, J. and Fu, P.: Thirteen years of observations on primary sugars and sugar alcohols over remote Chichijima Island in the western North Pacific, *Atmos. Chem. Phys.*, 18(1), 81–101, doi:10.5194/acp-18-81-2018, 2018.
- Viana, M., Hammings, P., Colette, A., Querol, X., Degraeuwe, B., Vliieger, I. de and van Aardenne, J.: Impact of maritime transport emissions on coastal air quality in Europe, *Atmos. Environ.*, 90, 96–105, doi:10.1016/J.ATMOSENV.2014.03.046, 2014.
- 190 Vinatier, V., Wirgot, N., Joly, M., Sancelme, M., Abrantes, M., Deguillaume, L. and Delort, A. M.: Siderophores in cloud waters and potential impact on atmospheric chemistry: Production by microorganisms isolated at the puy de Dôme station, *Environ. Sci. Technol.*, 50(17), 9315–9323, doi:10.1021/acs.est.6b02335, 2016.
- Vong, R. J., Baker, B. M., Brechtel, F. J., Collier, R. T., Harris, J. M., Kowalski, A. S., McDonald, N. C. and McInnes, L. M.: Ionic and trace element composition of cloud water collected on the Olympic Peninsula of Washington State, *Atmos. Environ.*, 31(13), 1991–2001, doi:10.1016/S1352-2310(96)00337-8, 1997.
- 195 Waked, A., Favez, O., Alleman, L. Y., Piot, C., Petit, J. E., Delaunay, T., Verlinden, E., Golly, B., Besombes, J. L., Jaffrezo, J. L. and Leoz-Garziandia, E.: Source apportionment of PM₁₀ in a north-western Europe regional urban background site (Lens, France) using positive matrix factorization and including primary biogenic emissions, *Atmos. Chem. Phys.*, 14(7), 3325–3346, doi:10.5194/acp-14-3325-2014, 2014.
- 200 Wang, M., Perroux, H., Fleuret, J., Bianco, A., Bouvier, L., Colomb, A., Borbon, A. and Deguillaume, L.: Anthropogenic and biogenic hydrophobic VOCs detected in clouds at the puy de Dôme station using Stir Bar Sorptive Extraction: Deviation from the Henry's law prediction, *Atmos. Res.*, 237(July 2019), 104844, doi:10.1016/j.atmosres.2020.104844, 2020.
- Wang, Y., Sun, M., Li, P., Li, Y., Xue, L. and Wang, W.: Variation of low molecular weight organic acids in precipitation and cloudwater at high elevation in South China, *Atmos. Environ.*, 45(36), 6518–6525, doi:10.1016/j.atmosenv.2011.08.064, 2011.
- 205 Watanabe, K., Ishizaka, Y. and Takenaka, C.: Chemical characteristics of cloud water over the Japan Sea and the Northwestern Pacific Ocean near the central part of Japan: airborne measurements, *Atmos. Environ.*, 35(4), 645–655, doi:10.1016/S1352-2310(00)00358-7, 2001.
- Wei, M., Xu, C., Chen, J., Zhu, C., Li, J. and Lv, G.: Characteristics of bacterial community in cloud water at Mt Tai: similarity and disparity under polluted and non-polluted cloud episodes, *Atmos. Chem. Phys.*, 17(8), 5253–5270, doi:10.5194/acp-17-5253-2017, 2017.
- 210 Weller, R., Schrems, O., Boddenberg, A., Gäb, S. and Gautrois, M.: Meridional distribution of hydroperoxides and formaldehyde in the marine boundary layer of the Atlantic (48°N–35°S) measured during the Albatross campaign, *J. Geophys. Res. Atmos.*, 105(D11), 14401–14412, doi:10.1029/1999JD901145, 2000.
- Whalley, L. K., Stone, D., George, I. J., Mertes, S., van Pinxteren, D., Tilgner, A., Herrmann, H., Evans, M. J. and Heard, D. E.: The influence of clouds on radical concentrations: Observations and modelling studies of HO_x during the Hill Cap Cloud Thuringia (HCCT) campaign in 2010, *Atmos. Chem. Phys.*, 15(6), 3289–3301, doi:10.5194/acp-15-3289-2015, 2015.
- 215 Wieprecht, W., Acker, K., Mertes, S., Collett, J., Jaeschke, W., Brüggemann, E., Möller, D. and Herrmann, H.: Cloud physics and cloud water sampler comparison during FEBUKO, *Atmos. Environ.*, 39(23–24), 4267–4277, doi:10.1016/j.atmosenv.2005.02.012, 2005.
- 220 Wirgot, N., Vinatier, V., Deguillaume, L., Sancelme, M. and Delort, A. M.: H₂O₂ modulates the energetic metabolism of the cloud microbiome, *Atmos. Chem. Phys.*, 17(24), 14841–14851, doi:10.5194/acp-17-14841-2017, 2017.
- Wolfe, G. M., Kaiser, J., Hanisco, T. F., Keutsch, F. N., de Gouw, J. A., Gilman, J. B., Graus, M., Hatch, C. D., Holloway, J., Horowitz, L. W., Lee, B. H., Lerner, B. M., Lopez-Hilafiker, F., Mao, J., Marvin, M. R., Peischl, J., Pollack, I. B., Roberts, J. M., Ryerson, T. B., Thornton, J. A., Veres, P. R. and Warneke, C.: Formaldehyde production from isoprene oxidation across NO_x regimes, *Atmos. Chem. Phys.*, 16(4), 2597–2610, doi:10.5194/acp-16-2597-2016, 2016.
- 225 Xu, Y., Wu, D., Xiao, H. and Zhou, J.: Dissolved hydrolyzed amino acids in precipitation in suburban Guiyang, southwestern China: Seasonal variations and potential atmospheric processes, *Atmos. Environ.*, 211(May), 247–255, doi:10.1016/j.atmosenv.2019.05.011, 2019.
- Xuan, X., Chen, Z., Gong, Y., Shen, H. and Chen, S.: Partitioning of hydrogen peroxide in gas-liquid and gas-aerosol phases, *Atmos. Chem. Phys.*, 20(9), 5513–5526, doi:10.5194/acp-20-5513-2020, 2020.
- 230 Yáñez-Serrano, A. M., Nölscher, A. C., Williams, J., Wolff, S., Alves, E., Martins, G. A., Bourtsoukidis, E., Brito, J., Jardine, K., Artaxo, P. and Kesselmeier, J.: Diel and seasonal changes of biogenic volatile organic compounds within and above an Amazonian rainforest, *Atmos. Chem. Phys.*, 15(6), 3359–3378, doi:10.5194/acp-15-3359-2015, 2015.

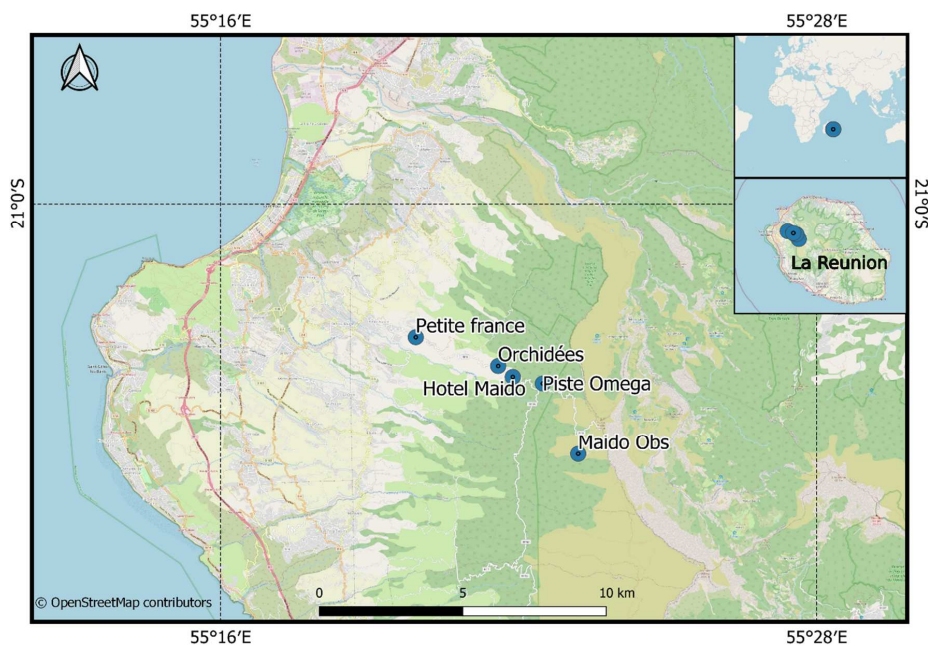


- 235 Yang, X., Xue, L., Yao, L., Li, Q., Wen, L., Zhu, Y., Chen, T., Wang, X., Yang, L., Wang, T., Lee, S., Chen, J. and Wang, W.: Carbonyl compounds at Mount Tai in the North China Plain: Characteristics, sources, and effects on ozone formation, *Atmos. Res.*, 196(June), 53–61, doi:10.1016/j.atmosres.2017.06.005, 2017.
- Zhang, Q. and Anastasio, C.: Free and combined amino compounds in atmospheric fine particles (PM_{2.5}) and fog waters from Northern California, *Atmos. Environ.*, 37(16), 2247–2258, doi:10.1016/S1352-2310(03)00127-4, 2003.
- 240 Zhao, Y., Hallar, A. G. and Mazzoleni, L. R.: Atmospheric organic matter in clouds: Exact masses and molecular formula identification using ultrahigh-resolution FT-ICR mass spectrometry, *Atmos. Chem. Phys.*, 13(24), 12343–12362, doi:10.5194/acp-13-12343-2013, 2013.

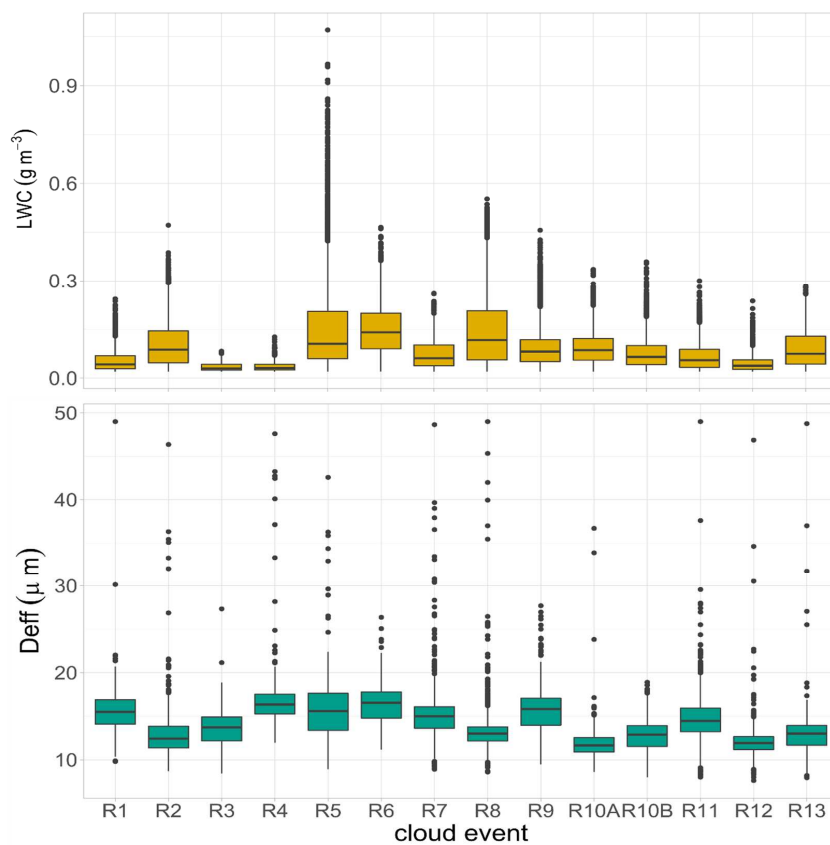


Figure's Captions

- 245 Figure 1. Location of Piste Omega and other instrumented sampling sites at Reunion Island. Photo of the mast (10 m height) deployed during the BIO-MAÏDO project integrating the cloud water collector, cloud droplet probe (“CDP probe”), meteorological station (“Meteo”) and gas phase collection (“AEROVOCC”).
- Figure 2. Distribution of liquid water content (LWC) and effective diameter (Deff) of cloud droplets observed during each cloud event at Reunion Island. R1 to R13 refer to individual cloud samples. Lower and upper box boundaries represent the 25th and 75th percentiles, respectively; line inside box shows median, lower and upper error lines depicts the 10th and 90th percentiles, respectively; filled black circles represent the data falling outside 10th and 90th percentiles.
- 250
- Figure 3. a) Ion concentrations observed for each cloud event and relative contribution of each species to the total average mass. R1 to R13 refer to individual cloud samples. b) Concentration ratios of chloride to sodium and sulphate to sodium obtained in each cloud event. Dashed lines represent the reference values of seawater content (1.17 (orange line) and 0.06 (green line), respectively, (Holland, 1978)).
- 255
- Figure 4. Amino acids concentrations and total average relative contributions observed in cloud waters. R1 to R13 refer to individual cloud samples.
- Figure 5. Concentrations and total average relative contributions of polyols, anhydro and monosaccharides observed in cloud waters. R1 to R13 refer to individual cloud samples.
- 260
- Figure 6. Concentrations and total relative contributions of carbonyls (μM) and low-soluble VOCs (nM) species observed in cloud waters. Sum TMB represents the sum of 1,2,4-trimethylbenzene; 1,3,5-trimethylbenzene and 1,2,3-trimethylbenzene concentrations. R1 to R13 refer to individual cloud samples.
- Figure 7. Total dissolved organic carbon and relative contribution of organic compounds to the total organic content, observed for each cloud event and the relative average of total contributions during the field campaign at Reunion Island. R1 to R13 refer to individual cloud samples.
- 265
- Figure 8. Partitioning coefficient q factors calculated for individual cloud samples and individual OVOC (on the left) and low-soluble VOC (on the right), considering the average temperature and LWC measured during the sampling of each cloud event. Average corresponds to the average q factors for the cloud events. Partition coefficients are calculated when measurements in the both aqueous and gas phases were available and validated. R1 to R13 refer to individual cloud samples. More details about the samples can be found in tables S1 and S6.
- 270
- Figure 9. OVOCs/VOCs q factors averaged for all the cloud events and classified as a function of their effective Henry's law constants. Each color represents a group of compounds, namely terpenoids (green), aromatics (red) and carbonyls (OVOCs, blue).
- Figure 10. Average back-trajectories for each cloud event (R1 to R13) obtained by the MesoCAT model. Small dots represent the air mass position every 5 minutes and large dots every hour, limited by the model resolution. Trajectories are color-coded (minimum and maximum of the air masses altitude) by the average altitude.
- 275



280 **Figure 1.** Location of Piste Omega and other instrumented sampling sites at Reunion Island. Photo of the mast (10 m height) deployed during the BIO-MAÏDO project integrating the cloud water collector, cloud droplet probe (“CDP probe”), meteorological station (“Meteo”) and gas phase collection (“AEROVOCC”). © OpenStreetMap contributors 2021. Distributed under the Open Data Commons Open Database License (ODbL) v1.0.



285

Figure 2. Distribution of liquid water content (LWC) and effective diameter (Deff) of cloud droplets observed during each cloud event at Reunion Island. R1 to R13 refer to individual cloud samples. Lower and upper box boundaries represent the 25th and 75th percentiles, respectively; line inside box shows median, lower and upper error lines depicts the 10th and 90th percentiles, respectively; filled black circles represent the data falling outside 10th and 90th percentiles.

290

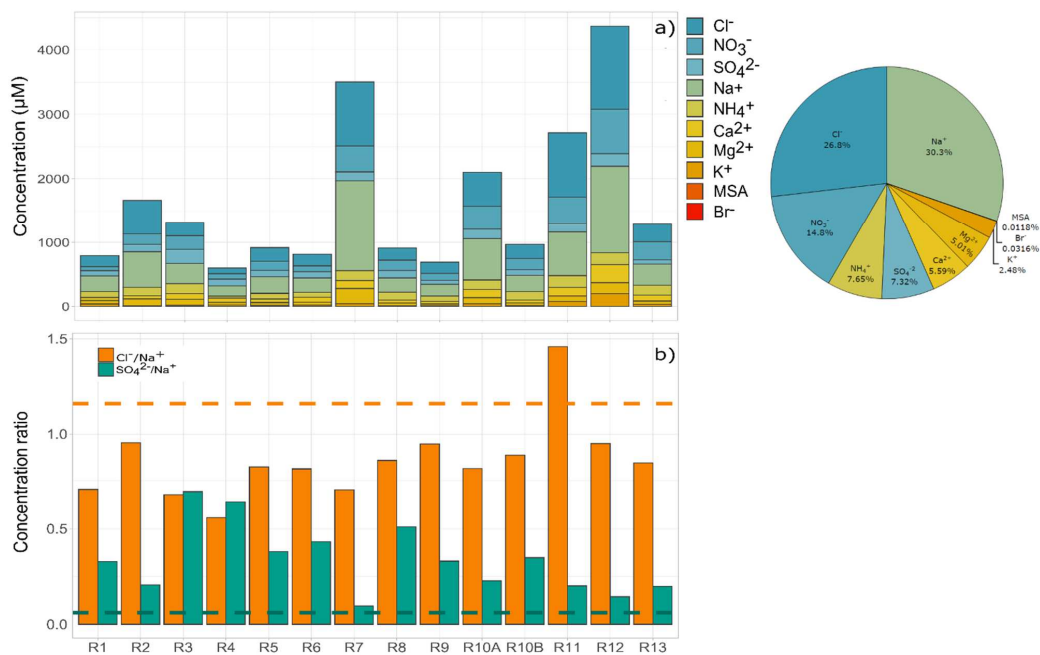


Figure 3. a) Ion concentrations observed for each cloud event and relative contribution of each species to the total average mass. R1 to R13 refer to individual cloud samples. b) Concentration ratios of chloride to sodium and sulphate to sodium obtained in each cloud event. Dashed lines represent the reference values of seawater content (1.17 (orange line) and 0.06 (green line), respectively, (Holland, 1978)).

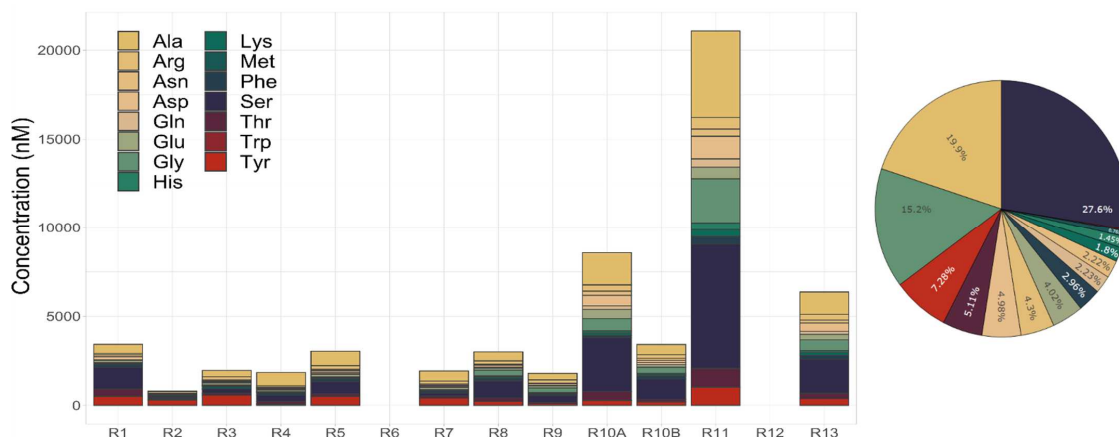
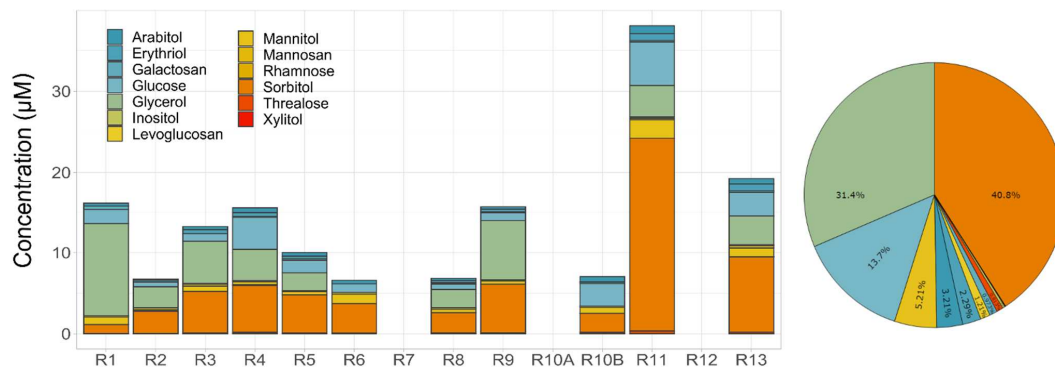
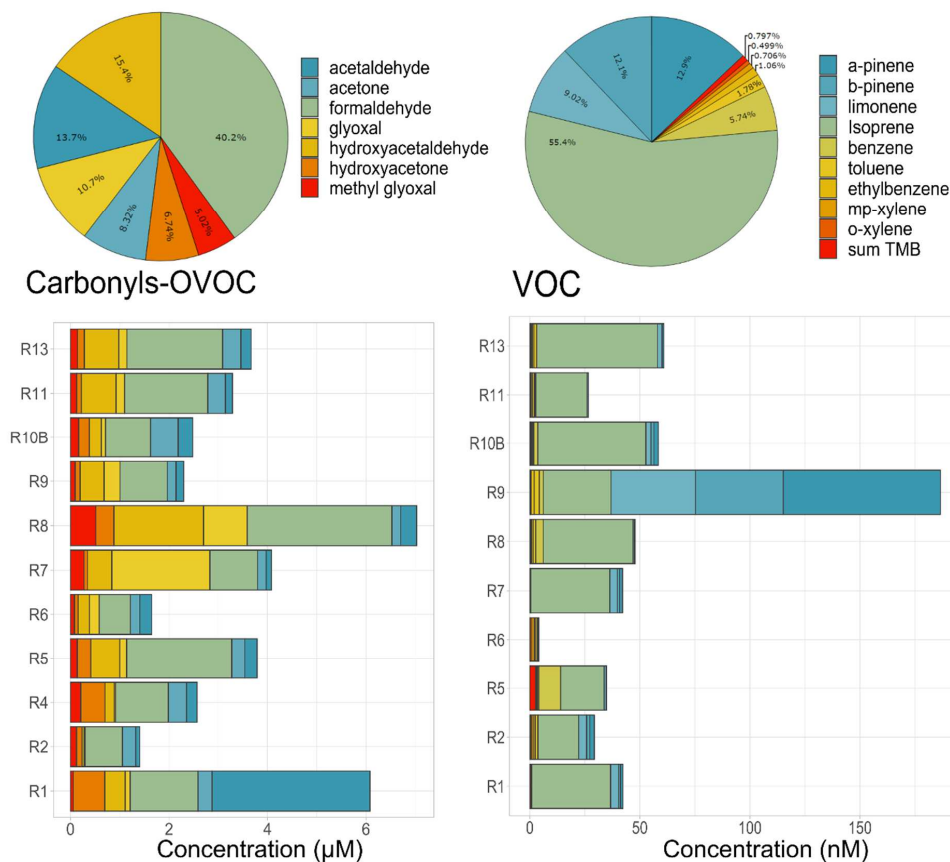


Figure 4. Amino acids concentrations and total average relative contributions observed in cloud waters. R1 to R13 refer to individual cloud samples.



300

Figure 5. Concentrations and total average relative contributions of polyols, anhydro and monosaccharides observed in cloud waters. R1 to R13 refer to individual cloud samples.



305

Figure 6. Concentrations and total relative contributions of carbonyls (μM) and low-soluble VOCs (nM) species observed in cloud waters. Sum TMB represents the sum of 1,2,4-trimethylbenzene; 1,3,5-trimethylbenzene and 1,2,3-trimethylbenzene concentrations. R1 to R13 refer to individual cloud samples.

310

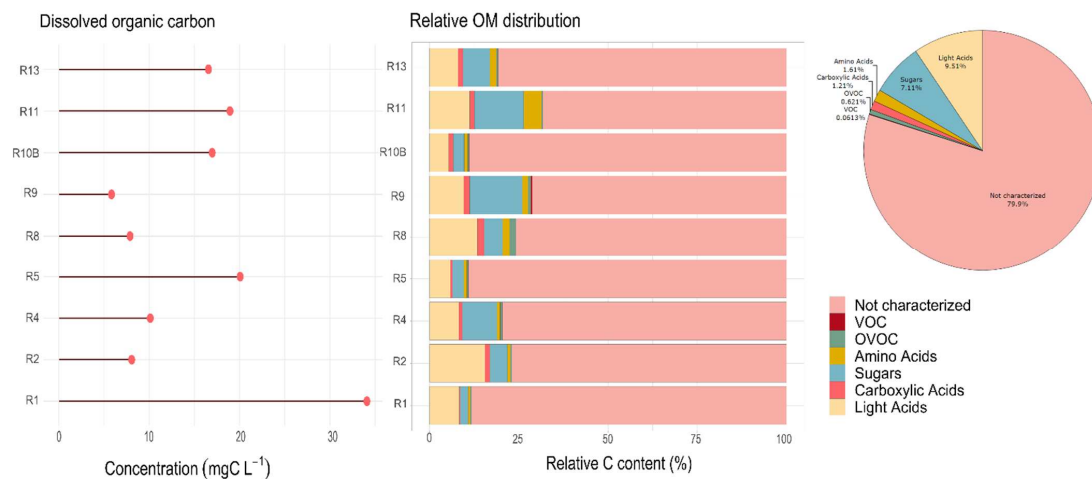


Figure 7. Total dissolved organic carbon and relative contribution of organic compounds to the total organic content, observed for each cloud event and the relative average of total contributions during the field campaign at Reunion Island. R1 to R13 refer to individual cloud samples.

315

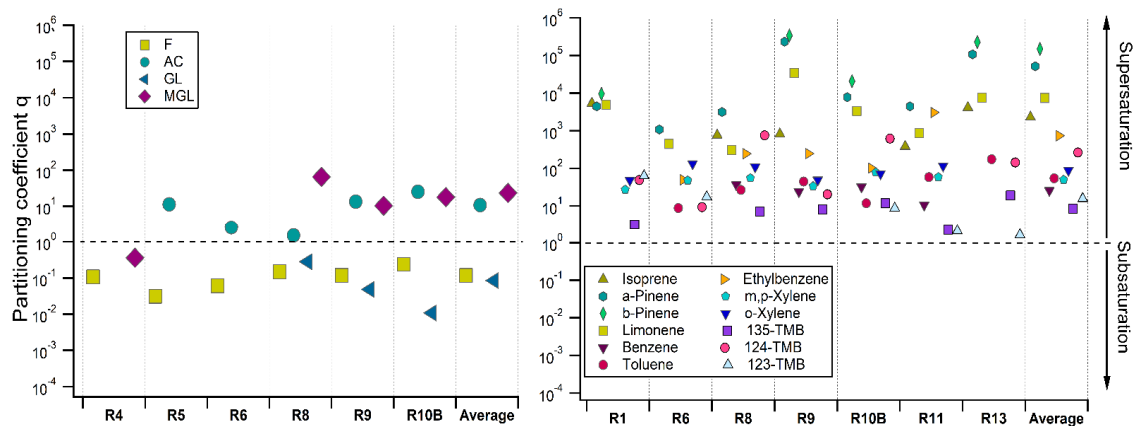
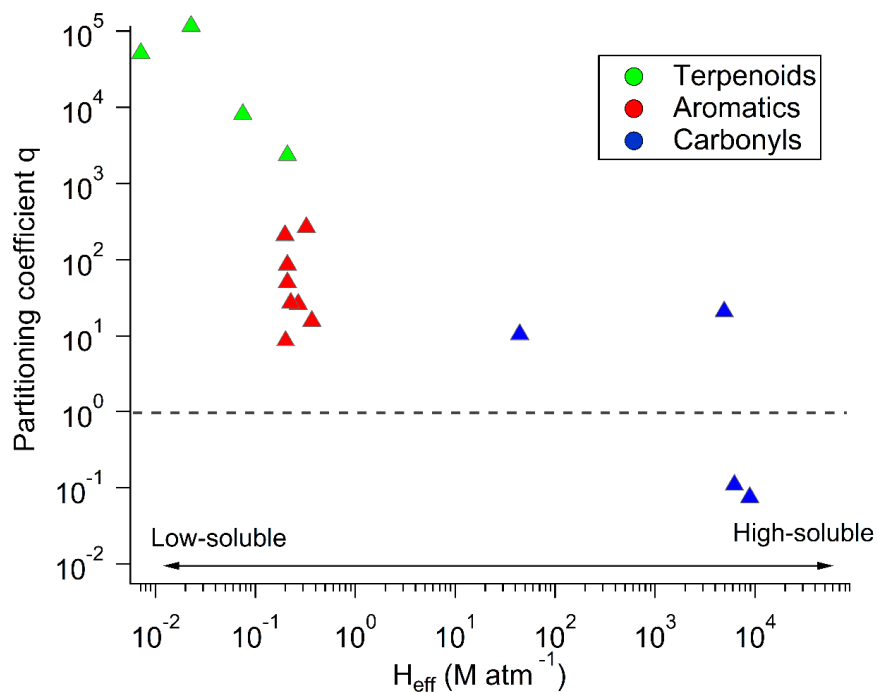
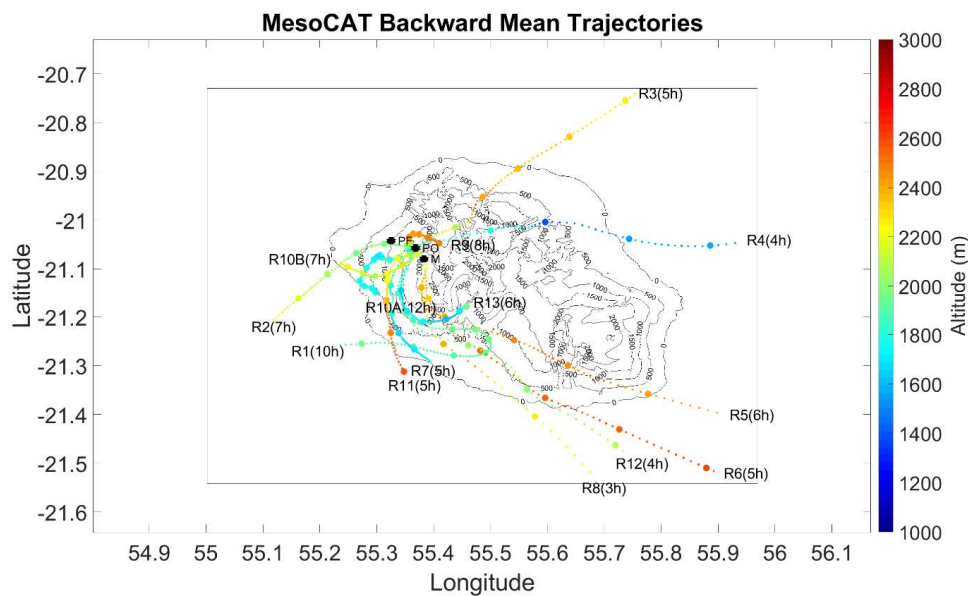


Figure 8. Partitioning coefficient q factors calculated for individual cloud samples and individual OVOC (on the left) and low-soluble VOC (on the right), considering the average temperature and LWC measured during the sampling of each cloud event. Average corresponds to the average q factors for the cloud events. Partition coefficients are calculated when measurements in the both aqueous and gas phases were available and validated. R1 to R13 refer to individual cloud samples. More details about the samples can be found in tables S1 and S6.

320



325 **Figure 9.** OVOCs/VOCs q factors averaged for all the cloud events and classified as a function of their effective Henry's law constants. Each color represents a group of compounds, namely terpenoids (green), aromatics (red) and carbonyls (OVOCs, blue).



330

Figure 10. Average back-trajectories for each cloud event (R1 to R13) obtained by the MesoCAT model. Small dots represent the air mass position every 5 minutes and large dots every hour, limited by the model resolution. Trajectories are color-coded (minimum and maximum of the air masses altitude) by the average altitude.