



HAL
open science

Paroxysmal eruptions tracked by variations of helium isotopes: inferences from Piton de la Fournaise (La Réunion island)

G. Boudoire, A. Rizzo, I. Arienzo, A. Di Muro

► **To cite this version:**

G. Boudoire, A. Rizzo, I. Arienzo, A. Di Muro. Paroxysmal eruptions tracked by variations of helium isotopes: inferences from Piton de la Fournaise (La Réunion island). *Scientific Reports*, 2020, 10 (1), 10.1038/s41598-020-66260-x . hal-02901340

HAL Id: hal-02901340

<https://uca.hal.science/hal-02901340>

Submitted on 25 Feb 2021

HAL is a multi-disciplinary open access archive for the deposit and dissemination of scientific research documents, whether they are published or not. The documents may come from teaching and research institutions in France or abroad, or from public or private research centers.

L'archive ouverte pluridisciplinaire **HAL**, est destinée au dépôt et à la diffusion de documents scientifiques de niveau recherche, publiés ou non, émanant des établissements d'enseignement et de recherche français ou étrangers, des laboratoires publics ou privés.



Distributed under a Creative Commons Attribution 4.0 International License



OPEN

Paroxysmal eruptions tracked by variations of helium isotopes: inferences from Piton de la Fournaise (La Réunion island)

G. Boudoire^{1,2}✉, A. L. Rizzo^{2,3}, I. Arienzo⁴ & A. Di Muro^{5,6}

Helium (He) with its isotopes (³He, ⁴He) is a key tracer enabling the Earth's mantle and dynamics to be characterized. Enrichment in primordial helium (³He) has been detected in volcanic gases of numerous magmatic systems in different geodynamic settings. Despite past use to monitor volcano-tectonic unrest, temporal ³He/⁴He variability in volcanic emissions is still poorly constrained. Here, we investigate noble gas chemistry of Piton de la Fournaise hotspot volcano, where temporal fluctuations of ³He/⁴He in response to the eruptive activity have never been studied. We compare the ³He/⁴He signature of volcanic gases and fluid inclusions and we highlight analogous evolution of the ³He/⁴He signature in both during the last decades of eruptive activity (1990–2017), even during the same eruption. We show that the maximum enrichment in ³He is found in magmatic fluids that fed the most voluminous eruptions which culminated in caldera collapse events. We argue that this enrichment in ³He mostly reflects a greater contribution of magmatic fluids from a primitive component of the mantle plume. These results emphasize that He isotopes may provide warnings of increases in deep magmatic contributions that potentially herald paroxysmal eruptions, as documented here at Piton de la Fournaise (2007) and also at Kilauea (2018).

Noble gases are known to provide important clues on Earth's genesis, reservoirs and current dynamics^{1–4}. In particular, the isotopes of helium (He) are of particular interest due to the primordial origin of ³He with respect to ⁴He that is continuously produced by the radioactive decay of U–Th that have distinct proportions in Earth's reservoirs^{5,6}. Coupled with other noble gases characterised by distinct physical-chemical properties, He is also useful to characterize mantle metasomatism, recycling of crustal material in the mantle, diffusive fractionation, melt evolution during ascent and aging-degassing^{7–11}. In volcanic contexts, long- to short-term temporal variability of He isotope signature has been documented in (i) gas trapped in fluid inclusions (FI) in mafic minerals and in (ii) volcanic gases. In the former case variations in ³He/⁴He were attributed to the variable influence of crustal and mantle components in magmatic melts^{12–18}, whilst in the latter case it was considered to be related to time-changing contribution of magmatic fluids with respect to crustal sources or to the arrival of deep undegassed magma^{19–25}. In this respect, recent studies have stressed the relevance of ³He/⁴He monitoring in volcanic gases to detect a range of unrest conditions from magmatic to phreato-magmatic^{16,18,19,21–23,25,26}. With the exception of a few intra-plate volcanoes on Earth (e.g., Etna, El Hierro), most of the studies of ³He/⁴He monitoring volcanic gases have been carried out in subduction-related settings (e.g., Stromboli, Santorini, Turrialba, Ontake) where long quiescent periods and/or the emission of variably differentiated lavas, often free of gas-rich fluid inclusions in mafic minerals, are common^{18,20–23}. This makes comparing ³He/⁴He in volcanic gases and FI challenging at active volcanoes, even if it could potentially shed light on the ongoing magmatic dynamics as well as on magma

¹Université Clermont Auvergne, CNRS, IRD, OPGC, Laboratoire Magmas et Volcans, 6 avenue Blaise Pascal, 63178, Aubière, France. ²Istituto Nazionale di Geofisica e Vulcanologia, Sezione di Palermo, Via Ugo La Malfa 153, 90146, Palermo, Italy. ³Dipartimento di Fisica e Scienze della Terra, Università degli Studi di Ferrara, 44121, Ferrara, Italy. ⁴Istituto Nazionale di Geofisica e Vulcanologia, Osservatorio Vesuviano, Via Diocleziano 328, 80124, Napoli, Italy. ⁵Université de Paris, Institut de Physique du Globe de Paris, CNRS, F-75005, Paris, France. ⁶Observatoire Volcanologique du Piton de la Fournaise, Institut de Physique du Globe de Paris, F-97418, La Plaine des Cafres, France. ✉e-mail: guillaume.boudoire@uca.fr

residence and crystallization timing and allow the forecasting of unrest phases. Not surprisingly, detailed and innovative studies based on this approach have been totally missing until present.

Here, we aim to compare He systematics in FI in crystals from lavas and cumulates (Table S1) of Piton de la Fournaise (PdF) with (i) Sr isotopes of host rocks/crystals (Table S1) and (ii) He isotopes in volcanic gases from thermal springs (Table S2) from Piton des Neiges (PdN). Piton des Neiges represents the largest (and oldest) volcanic edifice of La Réunion island, with the only permanent CO₂-rich thermal springs^{10,27}. The Piton de la Fournaise edifice has progressively built up on PdN flank since about 0.5 Ma²⁸. Since the beginning of the 18th century, activity at PdF has been characterized by frequent and, on average, short-lived (hours-to-weeks, rarely months) eruptions^{29,30}. The high frequency of PdF eruptions allows the investigation of fast ³He/⁴He fluctuations in response to the eruptive activity over short time scales (e.g., days to years). La Réunion island is also set in a hotspot-related context³¹ favouring the emission of basalts containing an abundance of mafic minerals that are enriched in gas entrapped in FI with respect to lavas emitted in subduction-related contexts^{10,21}. This last point is crucial to investigate the composition of gases in FI and to compare it with volcanic gases. Geochemically, a distinction is classically made between eccentric and central lavas emitted at PdF^{32,33}. The former are sporadically emitted along the North West rift zone connecting PdN and PdF volcanoes (NWRZ; Fig. 1) and ascend rapidly from the mantle and the mantle-crust underplating layer³³. The latter are emitted at a high frequency (with an average of one eruption every 9 months) inside the Enclos Fouqué caldera and along the South-East and North-East rift zones (SERZ and NERZ; Fig. 1) and are classically related to the shallower, crustal plumbing system of PdF^{10,32–34}. Note that the Enclos Fouqué caldera (8 × 13 km) results from the most violent explosive activity (“Bellecombe” events) of PdF of the last 5 kyr³⁵. The endmembers of the three datasets used in this study (He isotopes in FI, Sr isotopes from host rocks/crystals and He isotopes in volcanic gases) are detailed in Table 1 (see Table S1 for full data set).

Helium isotope variability in the plumbing system. He concentrations (Fig. 2a) in FI in olivine range from 2.9×10^{-11} to 1.0×10^{-12} mol·g⁻¹ for eccentric products (NWRZ) and decreases to 6.9×10^{-12} to 3.2×10^{-13} mol·g⁻¹ for central cases (Enclos Fouqué, SERZ, NERZ). The correlation found here between the He and the total gas content (TGC) released by crystal crushing (Fig. S1) is consistent with the general view that central and eccentric products reflect entrapment pressures in the crust and in the upper mantle, respectively, and consequently record different extents of magmatic degassing¹⁰ (Table 1). In addition, ⁴He/⁴⁰Ar*, which increases by fractional degassing at PdF during magma ascent¹⁰, displays higher values in central products (3.7 ± 1.7 , on average) than in eccentric ones (1.5 ± 0.5 , on average) (Table 1). These latter values are well above the ratio reported for primary degassed volatiles from the mantle beneath La Réunion island (⁴He/⁴⁰Ar* = 0.3 ± 0.2)¹⁰. This increase further confirms the more evolved and degassed nature of central magmas as previously indicated by magma and mineral composition and fractional equilibrium degassing modeling¹⁰ (Figs. 2a and S1). Helium isotope ratio (³He/⁴He) corrected for atmospheric contamination (i.e., Rc/Ra; see Methods) varies from 11.9 to 15.3 Ra in FI from crystals of cumulate rocks and from 12.5 to 14.4 Ra in those of lavas (Fig. 2b). Our new and extended sampling reveals a greater variability in Rc/Ra than previously reported on the island^{36,37}. More importantly, we found on average, higher values in central crustal products (Rc/Ra = 13.8 ± 0.7 , on average) than for eccentric ones (Rc/Ra = 12.8 ± 0.5 , on average), which record a deeper origin¹⁰. We highlight that the whole range of ³He/⁴He variability is not related to crystal size³⁸ (all crushed crystals being >0.5 cm). No noticeable difference exists between the ³He/⁴He of the gas entrapped in FI from olivine or clinopyroxene crystals from wehrlites³⁹ (Table S1).

Thermal (28–36 °C) springs (Irénee, Véronique, Manès) at Cilaos (Fig. 1) are located on PdN volcano, 30 km from the PdF summit^{10,27,40,41}. Volcanic gases from these thermal springs are CO₂-dominated²⁷ (>90,000 μmol/mol; Table S2). Ratios of ⁴He/⁴⁰Ar* vary from 1.3 to 1.4 (Irénee source only). These values are consistent with those from FI and are representative of the depth of the upper mantle, supporting the hypothesis of dominant exsolution and release from this depth¹⁰ (Table 1). In these gases, the two sampling campaigns performed between 2016 and 2017 revealed Rc/Ra variations from 13.1 to 13.6 at Irénee, between 13.4 and 14.0 at Véronique, and between 13.4 and 13.9 at Manès. Irrespective of the slight variation in Rc/Ra values between the three sources, it is important to highlight that the ³He/⁴He values measured in 2016–2017 are systematically higher (ΔRa = 0.7–1.5) than those reported in 1990 (i.e., Rc/Ra = 12.1 at Irénee, 12.7 at Véronique and 12.7 at Manès)²⁷.

Origin of helium isotope variability in fluid inclusions. Previous studies, focused on noble gases from both eccentric and central products of PdF and PdN, have described a restricted range (ΔRa < 1) of ³He/⁴He values at La Réunion for at least the last million years³⁷. Conversely, our new data highlight a greater variability (ΔRa = 3.4; Fig. 2b). The low variability documented in previous studies could mostly reflect the effect of the former sampling strategy focused on olivine rich “oceanite” basalts. Those basalts are characterized by phenocrysts mixed with antecrysts²⁸. When “bulk” crystals are crushed for the extraction of FI, this mixing could lead to the homogenization of the ³He/⁴He signature of the different crystal populations, thus providing a narrower range of values. Conversely, we investigate products ranging from almost aphyric to olivine-rich basalts and cumulates. This sampling strategy may well explain why we observe a wider range of ³He/⁴He ratios than previous studies. This variability could be explained by different processes:

(1) Shallow crustal contamination. Although this is a possibility, the highest Rc/Ra values reported for central-crustal products with respect to eccentric-mantle cases rule out shallow crustal contamination as the main process responsible for our ³He/⁴He variability. Similar conclusions were reported in recent studies based on Sr and Nd isotopes at PdF^{42,43} (Fig. 3a).

(2) Kinetic effects due to diffusive fractionation during melting of the mantle source region^{9,44}. Considering the partition coefficients of He isotopes³⁹, such a fractionation process would only have played limited role in our case because it should have led to both a decrease in ³He/⁴He and ⁴He/⁴⁰Ar* in time, which is not observed. In

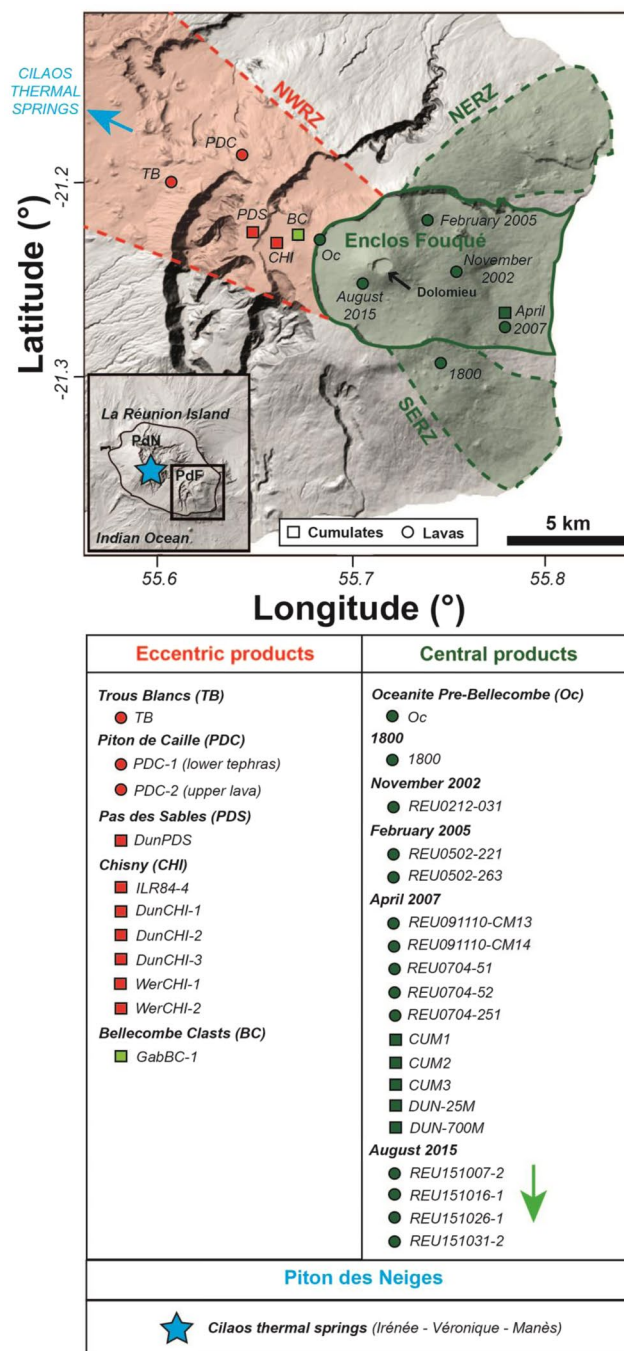


Figure 1. Location map of sampled sites at La Réunion (PdF for Piton de la Fournaise and PdN for Piton des Neiges volcanoes). Crushed crystals from lavas (circles) and cumulates (squares) in the NW rift zone (NWRZ; in red) and in the Enclos Fouqué caldera (EF; in green) and related NE-SE rift zones (NERZ, SERZ; in green). The green arrow represents the chronology of the products from the August 2015 eruption described in this study. Volcanic gases sampled in Cilaos thermal springs at PdN (in blue). Analytical protocols are reported in the Methods.

addition, part of the $^3\text{He}/^4\text{He}$ variability occurs during a single eruption over a very short (days) time span (e.g., August 2015; Figs. 4 and 7; Table S1).

(3) Post-eruptive radiogenic ingrowth of ^4He or cosmogenic ^3He addition due to exposure to cosmic rays⁴⁵. We can exclude such processes here due to the variability documented over the very short (eruptive) time spans. During the August 2015 eruption, the $^3\text{He}/^4\text{He}$ varied from 13.4 Ra (single measurement) on October 7, 2015 to 14.3 ± 0.2 Ra (on average) on October 26, 2015 (green arrow on Fig. 2b). Furthermore, the analytical method used in this work to release fluid inclusions (single-step crushing) minimizes the effect of post-eruptive ingrowth.

Samples information						Gas contents and ratios				Isotopes ratios		
Location	Type	Material	Eruption/Site	Emission date	Name	TGC (mol/g)	⁴ He (mol/g)	⁴ He/ ⁴⁰ Ar*	He/CO ₂	Inferred crystallisation depth	Rc/Ra	⁸⁷ Sr/ ⁸⁶ Sr
Central	Lavas	Crystals	February 2005	February 2, 2005	REU0502-221	9.6E-10	9.8E-13	4.9	1.0E-03	Oceanic crust	12.5	0.704181
Central	Lavas	Crystals	August 2015	October 26, 2015	REU151026-1	1.1E-09	3.2E-13	3.5	3.9E-04		14.3	0.704165
Peripheral	Lavas	Crystals	Piton de Caille	<5 kryrs	PDC-1	1.0E-07	7.1E-12	1.3	7.0E-05	Upper mantle: underplating layer	13.8	0.704104
Peripheral	Lavas	Crystals	Trous Blancs	<10 kryrs	TB	2.9E-08	4.9E-12	2.0	1.7E-04		13.4	0.704261
Peripheral	Cumulates	Crystals	Chisny	≈ 381 BP	ILR84-4	7.8E-07	2.9E-11	1.4	3.7E-05	Upper mantle: deep melt horizon	12.8	
Peripheral	Spring waters	Free gas	Cilaos (Irénee)	April 12, 2017	IRE170412-1			1.4	1.2E-05	Upper mantle	13.6	
Peripheral	Spring waters	Free gas	Cilaos (Véronique)	April 12, 2017	VER170412-1			1.8	5.7E-5		14.0	
Peripheral	Spring waters	Free gas	Cilaos (Manès)	April 12, 2017	MAN170412-2			2.2	3.3E-5		13.9	

Table 1. Characteristics (sample type, gas contents and ratios, He-Sr isotopes) of the main end-members selected from the Table S1 and discussed in this study. Ages and inferred crystallization depths¹⁰. In bold, minimum and maximum values for each parameter. ‘TGC’ for Total Gas Content.

(4) Diffusive loss of noble gases out of crystals. This process may fit part of our dataset leading to lower Rc/Ra and ⁴He/⁴⁰Ar* values^{9,46} after a few years (less than 8 years for crystals smaller than 1 cm; Fig. 3a). However, it cannot explain the synchronous variability found in our volcanic gas measurements and fluid inclusions (Table S2).

(5) Magmatic degassing coupled to aging. This process could decrease the ³He/⁴He values^{6,12}. However, the lowest Rc/Ra values documented for eccentric mantle-derived products, i.e., for the most undegassed products with respect to central crustal cases¹⁰ are not consistent with the effect of magma degassing coupled to aging. We calculate that melts having degassed about 90% of their primary volatile content can decrease Rc/Ra from 15.3 to 11.9 only after 0.5 Myr of residence at the depth of the underplating layer¹⁰ (Fig. 3a). This time span is unrealistic considering that magma residence time at PdF is on timescale of thousands of years at maximum^{37,47}. Conversely, residual material potentially ponding in the mantle melting region⁴⁸ for about 5 Myr, i.e., in the range of ages proposed for the early construction of La Réunion island⁴⁹, may decrease the Rc/Ra signature (Fig. 3a). In this case we would expect a progressive decrease of Rc/Ra values from the Older Series at Mauritius, through PdN to the youngest PdF products. However, this behaviour is not observed⁵⁰.

Thus, we propose that the ³He/⁴He variability documented at PdF is related to the contribution of various extents of mixing of magmatic fluids coming from either a “high Rc/Ra” component that is identified in a few samples (e.g., “primitive” component in the following parts) or a “low Rc/Ra” component predominant in most samples from literature and our dataset (e.g., “steady-state” component in the following parts) (Fig. 3b). Similar cases of mixing between magmatic fluids coming from distinct components have been also reported at other hot-spot volcanoes^{1,45,51,52}. Our ⁴He/⁴⁰Ar* data provide a new insight into the nature of this mixing of magmatic fluids. We document a greater variability in ⁴He/⁴⁰Ar* for central crustal products with respect to eccentric cases and to previous studies performed at La Réunion^{36,37,50,53}. This is irreconcilable with the effect of fractional equilibrium degassing only¹⁰ (Fig. 2a). Melt mixing and degassing¹⁰ should be expected to maintain constant ⁴He/⁴⁰Ar* at constant pressure (Fig. 3b), unless primary melts originate from mantle portions that suffered different percentages of melt extraction. However, our results show that flushing by a gas phase exsolved at mantellic depths (e.g. (2) or (3) on Figs. 3b and 4a) is required to explain both the Rc/Ra and ⁴He/⁴⁰Ar* variability observed in our dataset. At PdF, gas flushing is sustained by the presence of extensive degassing at the mantle level beneath La Réunion island¹⁰. Furthermore, the solubility of volatile elements in melts, together with the presence of multiple magma ponding zones and mixing steps at PdF³³, can produce a migration of the gas phase across the plumbing system. This can occur faster than the rate of melt ascent, making the gas more susceptible to generating secondary FI^{10,33,54}. This idea is supported by the ³He/⁴He, which is similar in the gas phase released by from both thermal springs and secondary FI in crystals from lavas emitted in the same period (e.g., 2015–2017; Table 1; Fig. 4a).

“Paroxysmal” eruptions linked to a predominant contribution of magmatic fluids from a “primitive” mantle component. In historical times (post-1860 CE), discrete and short-lived effusive eruptions associated with low lava fountains, which quickly evolve into strombolian activity, represent the main eruptive dynamics at PdF^{30,55}. During the period 1998–2010, i.e., one of the most recent and best documented eruptive periods of PdF, this “classical” eruptive style produced eruptions with average erupted volumes and durations of 6.6 Mm³ and 25 days, respectively⁵⁶. This activity contrasts with rarer “paroxysmal” eruptions linked to caldera collapses and to the emission of unusually large volumes of lava^{30,35,55,57}. Since 1930, two major “paroxysmal” eruptions have been observed^{30,57}: in 1931 (130 Mm³)⁵⁷ and in 2007 (240 Mm³)⁵⁷, both were associated with summit caldera collapses. Following the last “paroxysmal” eruption in 2007, a new phase of magmatic recharge of the central plumbing system began in 2014–2015⁵⁸.

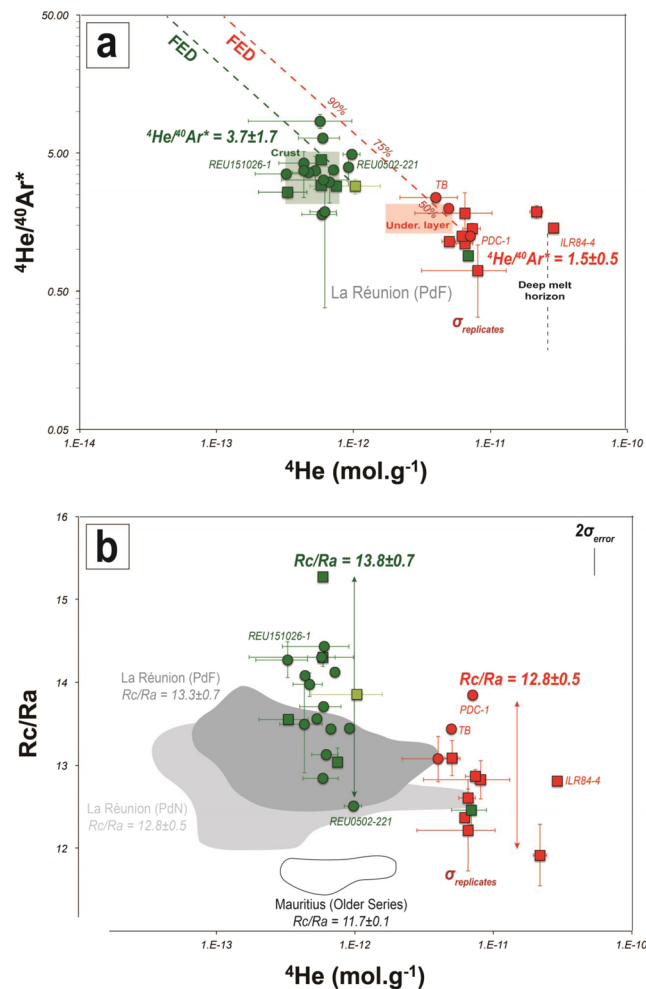


Figure 2. Gas contents and isotopes ratios obtained by crystal crushing from lavas and cumulates. **(a)** ^4He concentration vs. $^4\text{He}/^{40}\text{Ar}^*$. FED for Fractional Equilibrium Degassing curves. See Methods for supplementary information on the modelled curves. **(b)** ^4He vs. Rc/Ra (see Methods). Same legend than in Fig. 1 for the samples (circles and squares for analyses from crystals in lavas and cumulates, respectively). Dark and bright grey fields for published data at La Réunion island for lavas at PdF and at PdN, respectively. White field for published data at Mauritius island. Helium contents as a function of the part of the plumbing system (crust, underplating layer ‘under. layer’, deep melt horizon): squares for the full ranges of contents calculated (Fig. S1) from TGC values reported at PdF¹⁰. σ_{error} (bar in the corner) for the analytical uncertainty (on Rc/Ra). $\sigma_{\text{replicates}}$ (individual bar for each dot) for the natural variability (standard deviation on the mean for each sample for which replicates were measured).

Since 2016, frequent sampling of the Cilaos thermal springs at PdN has revealed that the $^3\text{He}/^4\text{He}$ values ($\text{Rc}/\text{Ra} = 13.5 \pm 0.3$, on average) in gases have increased with respect to those measured in 1990 at the same sites²⁷ ($\text{Rc}/\text{Ra} = 12.5 \pm 0.3$, on average; Fig. 4a). Importantly, our new sampling of eruptive products shows a similar increase in FI of products from syn- and post-April 2007 lavas ($\text{Rc}/\text{Ra} = 14.0 \pm 0.4$, on average; Fig. 4b; Table 1) with respect to those from the 1986–2005 period ($\text{Rc}/\text{Ra} = 12.8 \pm 0.3$, on average). The similarity of $^3\text{He}/^4\text{He}$ values in the gases related either to fluid inclusions or to thermal springs over time clearly indicates that ascent fluids are trapped in minerals in a short-time span that allows FI to preserve the same signature measured in volcanic gases. This result opens major prospects for future monitoring strategies. At PdF, the temporal evolution of Rc/Ra in gas released by crystal crushing from lavas emitted since 1931 shows two main events marked by Rc/Ra values greater than 13.7 (threshold value; see Methods): in 1931 and in April 2007 (and post-2007 products) (Fig. 4b). Together with products related to the Bellecombe’s explosive events (5.5–3.0 kyr BP; $\text{Rc}/\text{Ra} = 14.3 \pm 0.6$, on average), these high $^3\text{He}/^4\text{He}$ values are linked to paroxysmal eruptions^{30,35,57} triggering caldera collapse and the emission of unusually high lava volumes ($>100 \text{ Mm}^3$). The 2007 paroxysmal eruption was triggered by a major input of deep magma that provoked the extrusion of a large amount of magma from the crustal plumbing system of PdF⁵⁸. We thus infer that a predominant contribution ($>95\%$) of the “primitive” mantle component leads to the production and ascent of large amount of melts and magmatic fluids with $\text{Rc}/\text{Ra} > 13.7$ responsible of unusual paroxysmal eruptions. Conversely, the more frequent, small volume and short-lived eruptive activity at PdF would be related to a predominant contribution ($>95\%$) of magmatic fluids from the “steady-state” component

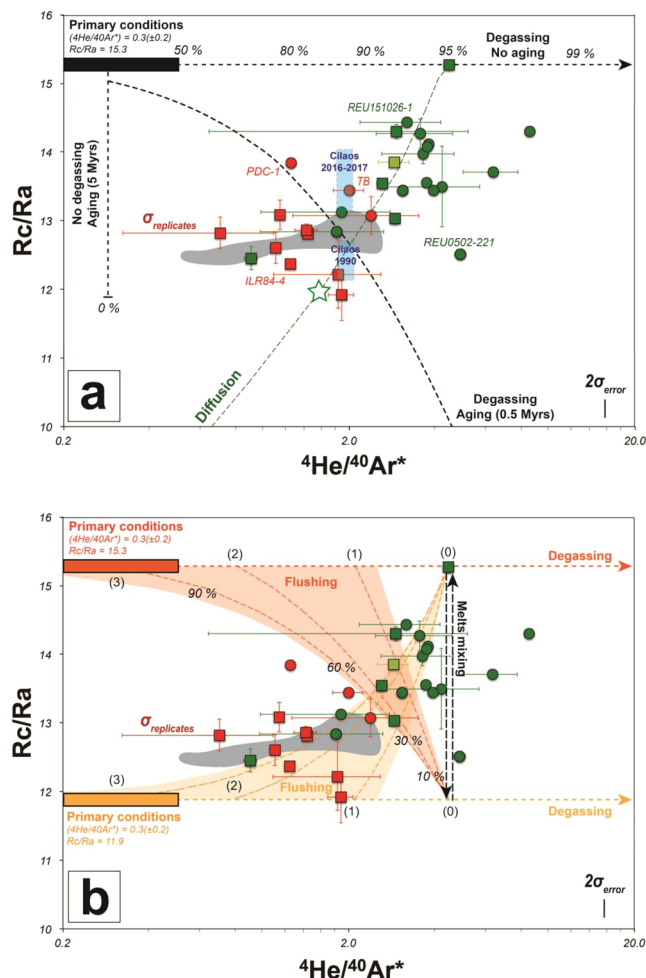


Figure 3. Noble gases isotopes ratios obtained by crustal crushing from lavas and cumulates. **(a)** ${}^4He/{}^{40}Ar^*$ vs. Rc/Ra modelling the effect of diffusion (green dashed lines; the star highlights the effect of the diffusion on a crystal of 0.5 or 1 cm of diameter after 2 or 8 years, respectively) and the combined effect of magma aging and degassing (black dashed lines). The extent of degassing is reported (e.g., percentage). **(b)** ${}^4He/{}^{40}Ar^*$ vs. Rc/Ra modelling the effect of degassing, gas flushing and melt mixing resulting from the melting/de-gassing of two distinct components of the mantle plume below La Réunion island. The part of the plumbing system where the volatile phase is exsolved (starting conditions) to generate gas flushing in the upper parts is characterised by its average ${}^4He/{}^{40}Ar^*$ value¹⁰: (0) oceanic crust, (1) mantle-crust underplating layer, (2) deep melt horizon and (3) mantle source. The extent of gas flushing is reported (e.g., percentages). See Methods for supplementary information on the modelled curves. Same legend than for Fig. 2. Dark grey field for previous data at Pdf. The meaning of σ_{error} and $\sigma_{replicates}$ is detailed in the Methods and the caption of Fig. 2.

(Fig. 4b). This is the case of the February 2005 eruption (Rc/Ra from 12.5 to 13.1), i.e. the last eruption before the 2007 caldera collapse eruption from which we have get measurements of He isotopes.

Changes in syn-eruptive magma dynamics deciphered using helium isotopes. ${}^3He/{}^4He$ may also be used to track rapid changes in magma dynamics during a single eruption, as occurred in August 24 – October 31, 2015 (Fig. 5). This eruption, one of the longest (2 months) since 1930 (and involving $45 \pm 15 \text{ Mm}^3$), evolved through three main phases each related to a distinct magma composition^{58,59}. Frequent sampling permitted the identification of a progressive change in magma composition over time towards a more mafic composition (see MgO content on Fig. 5a) and a progressive enrichment of lavas in olivine phenocrysts which began in early October 2015. In addition, three distinct behaviours in He isotopes data were observed during the eruption:

Lava sampled in October 7 had an intermediate ${}^3He/{}^4He$ signature ($Rc/Ra = 13.4$; single measurement). Two interpretations may be considered. In the former case the Rc/Ra signature may be that of a high ${}^3He/{}^4He$ melt ($>13.7 \text{ Ra}$), like those emitted in April 2007, still ponding at shallow level (${}^4He/{}^{40}Ar^* = 3.9$) for many years and flushed by a gas phase related to steady-state degassing conditions ($<12.8 \text{ Ra}$; Fig. 4a). This possibility is supported by petrological evidences that the 2008–2014 eruptions were fed by a 'April 2007'-derived melt that differentiated and cooled in the shallow part of the plumbing system⁶⁰. However, the arrival of a high ${}^3He/{}^4He$ melt ($>13.7 \text{ Ra}$) that progressively mixed with a steady-state melt already ponding at shallow level ($<12.8 \text{ Ra}$) is also an arguable hypothesis considering the reverse zoning of a few host olivine phenocrysts⁴¹. In both cases,

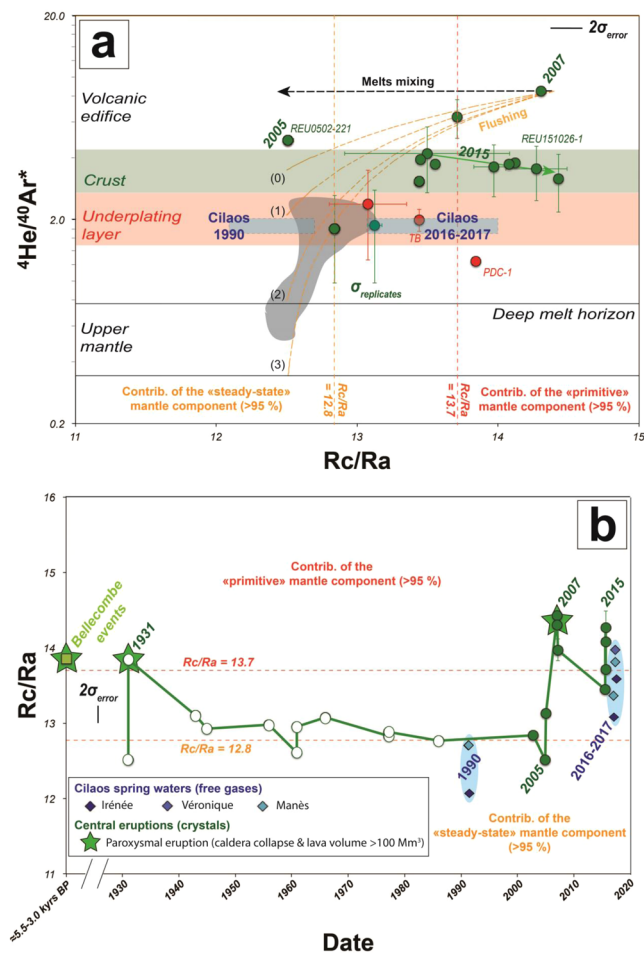


Figure 4. Noble gases isotopes ratios obtained by crystal crushing from lavas and compared to volcanic gases from thermal springs at Cilaos. **(a)** Rc/Ra vs. $^4\text{He}/^{40}\text{Ar}^*$ modelling the effect of magmatic fluids flushing and melts mixing starting from the highest Rc/Ra vs. $^4\text{He}/^{40}\text{Ar}^*$ values. Thresholds of the >95%-contribution of either the “primitive” mantle component or the “steady-state” mantle component to Rc/Ra value determined using the maximum-likelihood method⁵⁹. See Methods for supplementary information on the modelled curves and the statistical method. Same legend than for Figs. 2 and 3. Blue field for the range of compositions from volcanic gases from thermal springs. Dark grey field for published data from lavas at PdF. The green arrow represents the chronology of the products from the August 2015 eruption. $^4\text{He}/^{40}\text{Ar}^*$ variability as a function of the location of magma ponding in the plumbing system¹⁰. **(b)** Time variations of Rc/Ra from both FI in olivine crystals from PdF lavas and from volcanic gases. During the last century^{30,57}, major eruptive events (caldera collapse and erupted volume >100 Mm³) occurred only in 1931 and 2007. The meaning of σ_{error} and $\sigma_{\text{replicates}}$ is detailed in the Methods and the caption of Fig. 2.

this “mixing” process between magmatic fluids having distinct isotopic signature can be favoured by the presence of vertically extended magma storage zone, where magma ponding favours melt homogenisation and fluid re-equilibration during ascent¹⁰ and fits most of our data (Fig. 4a). Such hybrid melts might be drained during the first phases of the eruption⁵⁸.

Since mid-October 2015, a progressive increase in Rc/Ra at quite constant $^4\text{He}/^{40}\text{Ar}^*$ value was observed (October 16 and 23, 2015; Fig. 5). We interpret this behaviour as the effect of syn-eruptive refilling of the crustal part of the plumbing system resulting in the emission of more primitive melts that triggered two successive short-lived eruptive phases on October 22–24 and October 29–31 (Fig. 4a). The increase in soil CO_2 flux, plume SO_2 emissions and the emission of more mafic melts (MgO-rich) hosting zoned olivine crystals from mid-October 2015 support our assumption^{58,59,61}.

Lower $^3\text{He}/^4\text{He}$ values ($\text{Rc/Ra} = 13.7$; single measurement) but also highest $^4\text{He}/^{40}\text{Ar}^*$ (= 6.4; single measurement) were obtained for crystals from lava erupted a few minutes before the end of the eruption. These values are consistent with the presence of cumulative olivine crystals entrained upon flushing of the upper part of the magma conduit^{10,28,58}, i.e., having higher $^4\text{He}/^{40}\text{Ar}^*$. We propose that such flushing of crystals may be favoured by an increase in the final magma output rate linked to closure of the dyke. This assumption is supported by a lava overflow that also preceded the end of the eruption by a few minutes, and emptying of the lava lake inside the main eruptive vent (OVPF report). The lowest Rc/Ra values for this sample are associated with an increase

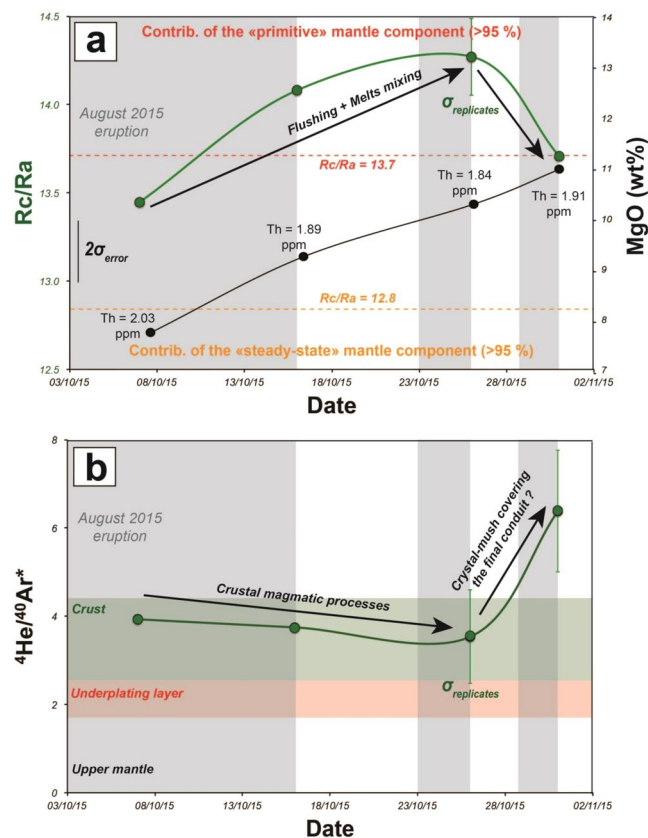


Figure 5. Time evolution of noble gases isotopes ratios in gas-released by olivine crystals crushing from lavas during the August 2015 eruption. **(a)** Evolution of $^3\text{He}/^4\text{He}$ compared to hosting lava chemistry⁵⁸. **(b)** Evolution of $^4\text{He}/^{40}\text{Ar}^*$. $^4\text{He}/^{40}\text{Ar}^*$ variability as a function of the location of magma ponding in the plumbing system¹⁰. Same legend than for Fig. 7. The meaning of σ_{error} and $\sigma_{\text{replicates}}$ is detailed in the Methods and the caption of Fig. 2.

of MgO contents and olivine crystals in the host lavas, as also documented for the mid-October products, but with an increase in Th content (Fig. 5a). This distinct behaviour of magma chemistry in this final sample of the August-October 2015 eruption mirrors the distinct behaviour observed for He isotope.

This eruption demonstrates that variations of $^3\text{He}/^4\text{He}$ may be documented on timescale of days and are closely linked to the dynamics of syn-eruptive magma transfer.

Constraints on the “primitive” and “steady-state” mantle components. Even if the $^3\text{He}/^4\text{He}$ variability that we document here may be related to various contributions of mantelic fluids from either a “primitive” component (data set for the “paroxysmal” eruptions) or a “steady-state” one (data set for the “classical” eruptions), the exact source of these two components is still unclear. This problem is even more intriguing considering that, if magmas at La Réunion are marked by the Dupal anomaly like most of the Ocean Island Basalts (OIBs) and Mid Ocean Ridge Basalts (MORBs) of the Indian Ocean⁶², the mantle source is considered extremely homogeneous with respect to other ocean basaltic islands^{28,37,50,63,64}. Only minor variations of Sr-Nd-Hf isotopes and incompatible trace elements ratios have been reported and mostly attributed to a primary feature of La Réunion mantle plume^{42,43,64–67}. We argue here that the $^3\text{He}/^4\text{He}$ scale of variability (ΔRa greater than 3 units Ra) is also a primary feature of the mantle source beneath La Réunion island. Such an idea was previously developed for Hawaii, where $^3\text{He}/^4\text{He}$ fluctuations up to 8 Ra on a timescale of a few hundred years were attributed to the melting of primary heterogeneities of the mantle plume¹⁴.

In the Indian Ocean, lower $^3\text{He}/^4\text{He}$ values were measured at Rodrigues and at Mauritius (Younger Series) and attributed to ridge-hot spot interaction, i.e., related to a contribution of magmatic fluids with a lower $^3\text{He}/^4\text{He}$ signature from the Central Indian Ridge (CIR) with respect to the mantle plume (Fig. 6a)^{45,50}. At PdF, we do not find any correlation between $^3\text{He}/^4\text{He}$ and $^{87}\text{Sr}/^{86}\text{Sr}$ (Table 1; Fig. 6a) thus suggesting mixing between such distinct reservoirs^{1,13,14,37,52,67,68}. Instead, decade-scale fluctuations of Sr isotopes have been documented for recent PdF lavas and attributed to the fertility of the source and induced melt channelization⁴³ (Fig. 6b). In view of the absence of correlation between He and Sr isotopes, we propose that the $^3\text{He}/^4\text{He}$ decrease in some PdF products may be related to intrinsic features of the mantle plume beneath La Réunion island. This fits with other recent hypothesis showing that the composition of La Réunion mantle plume may derive from a mantle source that experienced an early-stage (Hadean) of differentiation generating distinct reservoirs or blobs within the mantle plume^{37,42,64}.

Similar episodic entrainment by thermal plumes of deep isolated mantle reservoirs of evolved versus primordial materials was previously reported in ocean island basalts⁶⁹. In this context, the suspected global $^3\text{He}/^4\text{He}$ increase from Older Series at Mauritius (not contaminated by the Central Indian Ridge) ($\text{Rc/Ra} = 11.7 \pm 0.1$, on average; Fig. 2b) to present-day products at PdF ($\text{Rc/Ra} = 13.3 \pm 0.7$, on average; Fig. 2b) may reflect such progressive melting of the more primitive component of the mantle plume⁵⁰.

On the other hand, the composition of some melts at PdF^{33,65} has suggested the presence of magmatic fluids enriched in U-Th, down to the upper mantle, which may be responsible for hydrothermal contamination in the PdF plumbing system^{10,33,65}. The enrichment in U-Th in such magmatic fluids suggests a potential enrichment in ^4He by radioactive decay in these fluids, which may lower the $^3\text{He}/^4\text{He}$ signature in some PdF products. For instance, we have reported a lower averaged Rc/Ra signature ($\text{Rc/Ra} = 12.8 \pm 0.5$, on average) in eccentric products with respect to central crustal cases ($\text{Rc/Ra} = 13.8 \pm 0.7$, on average), i.e., for products testifying to magma ponding at the depth of the mantle/crust underplating layer and even deeper (Fig. 2b). Such magma ponding, mixing and degassing are known to be important processes occurring in the upper mantle beneath La Réunion island^{33,41}. Thus, in addition to some mantle plume heterogeneities, we cannot exclude the role of contamination by ^4He -U-Th-rich magmatic fluids in the lithospheric mantle able to reduce the $^3\text{He}/^4\text{He}$ signature of melts ponding in the plumbing system^{10,65}. Such decoupled ascent between ^4He -U-Th-rich magmatic fluids and melts could be an additional argument supporting the apparent decoupling between He isotopes (gas in FI and volcanic gases) and Sr isotopes (melt and crystal phase) (Fig. 6).

Conclusion

Through the study of the $^3\text{He}/^4\text{He}$ signature of volcanic gases and fluid inclusions at La Réunion island, we infer that a predominant contribution (>95%) of a primitive component of the mantle plume leads to the production and ascent of melts and magmatic fluids ($\text{Rc/Ra} > 13.7$) responsible for unusual “paroxysmal” eruptions, as observed for the most recent caldera collapse eruptions at Piton de la Fournaise (PdF) (Fig. 7). Conversely, the more frequent, small volume and short-lived eruptive activity at PdF would be related to (i) a predominant contribution (>95%) of magmatic fluids from a more degassed mantle component and/or (ii) greater residence times for melts that may be progressively contaminated by ^4He -rich magmatic fluids coming from the lithosphere and producing steady-state magmatic conditions ($\text{Rc/Ra} < 12.8$). These steady-state conditions are well recorded in “classical” eruptions such as that of 2005 (Fig. 7).

Our results suggest that the eruptive activity at hotspot volcanoes may respond to fast changes in mantle dynamics and lead to “paroxysmal” eruptions with serious implications in terms of hazard⁷⁰. We emphasize that $^3\text{He}/^4\text{He}$ monitoring in volcanic gases may forecast the arrival of magmatic fluids triggering “paroxysmal” eruptions potentially related to caldera collapses, as observed at PdF (2007) and at Kilauea²⁵ (2018). Considering the synchronous variations of $^3\text{He}/^4\text{He}$ values observed in volcanic gases and in gas from FI, our study opens exciting perspectives for assessing magmatic unrest, as well as syn-eruptive changes in magma dynamics, beneath more hazardous volcanoes globally. Our study supports the idea that coupling petrology (fluid inclusions barometry and petrography) with gas geochemistry (He-Ar isotopes) is fundamental to understand the variability of helium isotopes and their use for volcano monitoring.

Methods

Sr isotopes measurements. 8 analyses of Sr isotopes ratios ($^{87}\text{Sr}/^{86}\text{Sr}$) have been performed at INGV-OV (Istituto Nazionale di Geofisica e Vulcanologia – Osservatorio Vesuviano di Napoli, Italy). Isotopic compositions have been determined on ca. 0.1 grams of crystal powders, residues of the crushing for He isotopes analyses, after dissolution with ultrapure acids ($\text{HF-HNO}_3\text{-HCl}$ mixtures). Sr was separated from the mineral matrix through conventional ion-exchange procedures (standard separation scheme⁷¹ for details) and measured statically by thermal ionization mass-spectrometry (TIMS, Thermo Finnigan Triton TI). During collection of isotopic data, replicate analyses of NIST-SRM 987 (SrCO_3) international reference standards were measured. Mean measured values for $^{87}\text{Sr}/^{86}\text{Sr}$ for the NIST-SRM 987 standard were 0.710219 ± 0.000018 (2σ , $N = 101$). Measured $^{87}\text{Sr}/^{86}\text{Sr}$ have been normalized for within-run isotopic fractionation to $^{86}\text{Sr}/^{88}\text{Sr} = 0.1194$ and have been normalized to the recommended value of $^{87}\text{Sr}/^{86}\text{Sr} = 0.71025$ for NIST-SRM 987 standard. On products sampled the same day during the August 2015 eruption (REU151031) we found a difference < 0.000027 on $^{87}\text{Sr}/^{86}\text{Sr}$ signature (i.e. in the range of the 2σ uncertainty on measurements) between our analysis performed in olivine crystals and those previously performed from bulk rocks⁴³. Additionally, we have reported (Table S1) 8 analyses of Sr isotopes ratios ($^{87}\text{Sr}/^{86}\text{Sr}$) from literature performed on the same products that have been analysed in this study for noble gases^{41,43}.

Noble gases measurements. Samples analysed in our study from the central area spans a recent eruptive period (2002 to 2015). Eccentric ones were mostly erupted after the Bellecombe explosive events generating the Enclos Fouqué caldera³⁵ ($\approx 5.5\text{-}3.0$ kyr BP). Olivine crystals without impurities (as well as clinopyroxene crystals for two wehrlitic cumulates) were handpicked from 30 samples previously crushed and sieved in the fractions of 0.5 and 1 mm. Minerals were first cleaned ultrasonically in 6.5% HNO_3 , second in deionized water and third in suprapure acetone. After being carefully weighed, the samples were loaded into a stainless steel crusher that allows to holding up to six samples simultaneously for noble gas extraction. FI were released by in-vacuo single-step crushing of minerals after that about 200 bar-pressure was applied by a hydraulic press. This procedure strongly reduces or avoids that cosmogenic ^3He and radiogenic ^4He that could possibly have grown or been trapped in the crystal lattice are released together with FI^{11,72-75}. However, since our samples are very recent, any cosmogenic effect can be thus excluded. We determined the Total Gas Content (TGC) during crushing and FI extraction by measuring the total gas pressure ($\text{CO}_2 + \text{N}_2 + \text{O}_2 + \text{noble gases}$). Then, a “cold finger” present in the crusher was immersed in liquid N_2 at -196°C to remove CO_2 (and H_2O , if present). The residual pressure of $\text{N}_2 + \text{O}_2 + \text{noble gases}$ was quantified and subtracted from the TGC. The gas mixture was then purified under

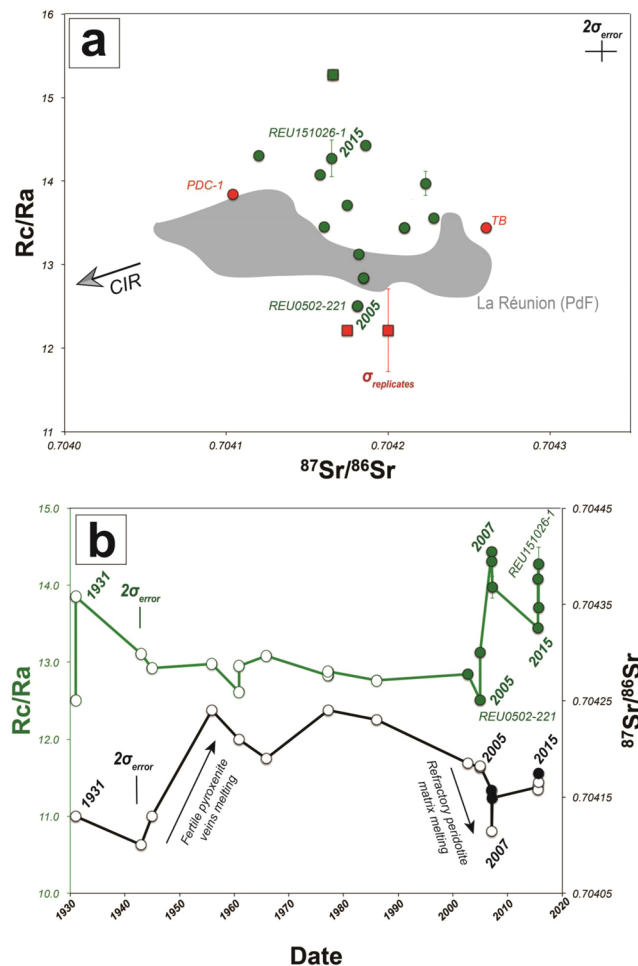


Figure 6. Comparison between helium isotopes ($^3\text{He}/^4\text{He}$) and strontium isotopes ($^{87}\text{Sr}/^{86}\text{Sr}$) at PdF. **(a)** $^{87}\text{Sr}/^{86}\text{Sr}$ vs. $^3\text{He}/^4\text{He}$. Dark grey field for published data from lavas at PdF³⁷. CIR for the Central Indian Ridge composition⁷². Same legend than in Fig. 1 for our samples. **(b)** Time evolution of $^3\text{He}/^4\text{He}$ and $^{87}\text{Sr}/^{86}\text{Sr}$ since 1931 from lavas. $^3\text{He}/^4\text{He}$ datasets before 2002 from previous studies^{36,37}. $^3\text{He}/^4\text{He}$ after 2002 acquired in this study. $^{87}\text{Sr}/^{86}\text{Sr}$ dataset completed³⁷ in this study for products emitted after 2002. New data are highlighted by filled circles. The meaning of σ_{error} and $\sigma_{\text{replicates}}$ is detailed in the Methods and the caption of Fig. 2.

getters in an ultra-high-vacuum (10^{-9} – 10^{-10} mbar) line in order to leave only noble gases. A cold finger with active charcoal immersed in liquid N_2 removed Ar, while He and Ne were separated by using a cold head preventively cooled at 10 K and then moved at 40 and 80 K by a temperature controller connected to a heater around the cold head in order to release He and Ne, respectively. A similar procedure was adopted in previous studies^{11,75}.

Helium (^3He and ^4He) and neon (^{20}Ne) isotopes were measured separately by two different split-flight-tube mass spectrometers (Helix SFT-Thermo). Argon isotopes (^{36}Ar , ^{38}Ar , and ^{40}Ar) were analysed by a multicollector mass spectrometer (GVI Argus)¹⁰. The analytical uncertainty in the measured concentrations of ^4He , ^{20}Ne and ^{40}Ar was $<0.1\%$ (analytical uncertainty reported as σ). Typical blanks for ^4He , ^{20}Ne and ^{40}Ar were $<10^{-16}$, $<10^{-16}$, and $<10^{-14}$ mol, respectively, which implies that blank incidences on the sample peaks at the mass spectrometers of the above atomic mass units for $<0.03\%$, $<6\%$, and $<0.4\%$, respectively. The protocol for the preparation, single-step crushing and analysis of FI was the same as that applied for other studies at the INGV, Sezione di Palermo (Italy)^{10,11}. We do not document relevant shift between noble gases measurements performed in this study and previous measurements performed in another laboratory on the same sample (i.e. ILR84–4)^{36,37}, which supports the accuracy of our measurements. Literature data at La Réunion island (PdF and PdN) and from Mauritius island are compared to our results^{36,37,50,76}. At Mauritius, only results from the Older Series are reported due to their direct link with the mantle plume with respect to Youngers Series being MORB-contaminated^{45,50}. In total, 72 measurements have been carried out for noble gases and TGC. A variable aliquot ranging from 0.08 g to 1.36 g of crystals was analysed in replicate measurements for the elemental and isotope composition of helium, neon, and argon in the gas trapped in FI (between 1 and 9 replicates per sample; the 9 replicates for PDC-1 represent a total weight up to 9.26 g of crystals). Analytical results are reported in Table S1. The analytical uncertainty of single measurements is reported as “ σ_{error} ” for Rci/Ra and $^{40}\text{Ar}/^{36}\text{Ar}$ in Table S1 and figures. The natural variability of replicates (e.g. reproducibility) is reported as “ $\sigma_{\text{replicates}}$ ” (standard deviation on the mean of the measurements

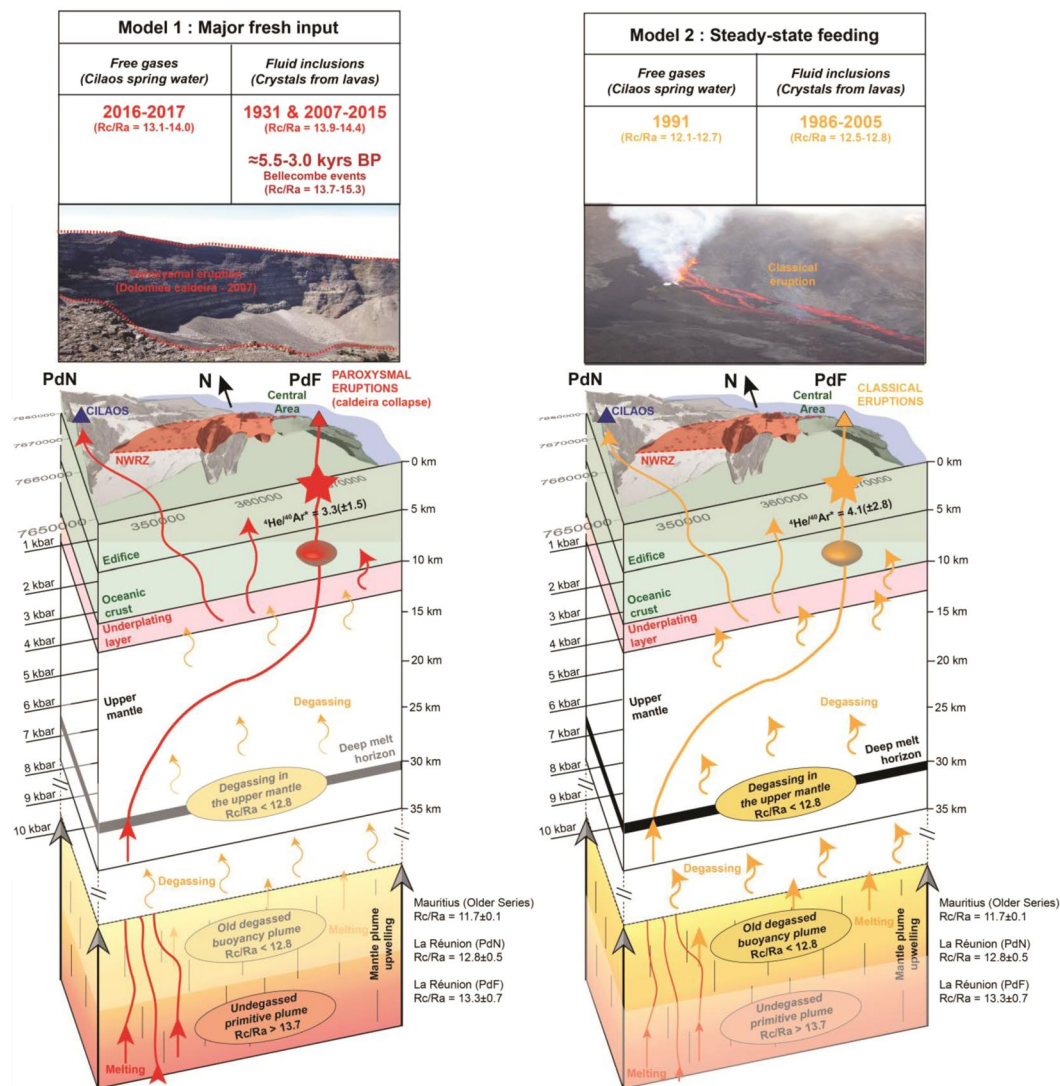


Figure 7. Conceptual model of the magmatic plumbing system of PdF^{40,61}. Model 1 for major fresh melt input leading to « paroxysmal » eruptions as observed in 1931 and 2007 caldera collapse eruptions ($Rc/Ra > 13.5$ in both FI and volcanic gases). There, magmatic fluids are mainly related to a primitive component of the mantle plume ($Rc/Ra > 13.7$). Model 2 for steady-state melt feeding leading to « classical » eruptions as observed in 2005 ($Rc/Ra < 12.8$ in both FI and volcanic gases). There, magmatic fluids are mainly related to an old degassed buoyancy component of the mantle plume ($Rc/Ra < 12.8$) and/or to the contribution of ^4He -rich magmatic fluids from the upper mantle. Pictures from the first author (CC BY 4.0).

obtained for each replicates) for either the elemental concentrations or for the isotopic ratios. These analyses were performed in the noble gas isotope laboratory of INGV, Sezione di Palermo (Italy).

Bubbling gaseous samples from Cilaos thermal springs were collected as follows: because thermal springs are captured by three different plexiglass cups, gas was directly pumped from the vent placed at the top of each cup into a 100 cm³ syringe and then injected into the sample containers (with volume about 20–30 cm³) by using three-way valve. Air was purged away from containers by means of several cycles of pumping and injection. Two-ways Pyrex bottles, with vacuum valves at both ends, were used as containers for measurements of major and reactive gases. Two-ways stainless steel tube, with swagelok valves at both ends, was instead employed to sample gas for noble gas analyses. In all samples, the concentrations of CO₂, CH₄, N₂, O₂, He, CO, and H₂ were routinely measured at INGV, Sezione di Palermo (Italy) by a Perkin Elmer Clarus 500 gas chromatograph equipped with a 3.5-m Carboxen 1000 column and double detector (hot-wire detector and flame ionization detector), with analytical errors of <3%^{18,26,77}. Gas aliquots for noble gas analyses were introduced into three distinct stainless-steel ultra-high-vacuum lines for standard purification procedures to remove major and reactive species. In detail, each of the three preparation lines is dedicated to a single noble gas species, in our case He, Ne, and Ar, and is equipped with a pipette system connected to a manometer to introduce a known number of moles of gas sample. The purification procedure for helium, neon, and argon is in principle the same adopted for fluid inclusions above described and reported in previous studies for free gases^{11,21,77}. The abundances and isotope compositions

of He were determined by a split flight tube mass spectrometer (Helix SFT-GVI). Neon abundance and isotope composition (^{20}Ne) was determined by a Helix MC Plus Thermo. The abundances and isotope compositions of Ar were measured in a multicollector mass spectrometer (Helix MC-GVI). The analytical errors of the He, Ne, and Ar-isotope analyses were less than 0.4%, 0.06% and 0.1%, respectively. Internal standard was purified from air, whose $^3\text{He}/^4\text{He}$ reproducibility over 1 year of daily analysis was <3.5%, ^{20}Ne reproducibility over 1 year of daily analysis was <4%, $^{40}\text{Ar}/^{36}\text{Ar}$ reproducibility over 1 year of daily analysis was <3.5%. Typical blanks for He, Ne, and Ar were $<10^{-16}$, $<10^{-16}$ mol, and $<10^{-14}$ mol, respectively, being at least two orders of magnitude lower than sample signals at the mass spectrometers. Detailed measurements were performed in October 2016 and April 2017 for the 3 sources of Cilaos thermal springs (Irénee, Véronique, Manès). Historical (1990) data from the same sources are compared to our results²⁷.

Noble gases corrections from the atmospheric component. A correction from atmospheric contamination is necessary in order to obtain the so-called magmatic-derived $^{40}\text{Ar}^*$. This has been calculated, accordingly with the following formula that assumes that all the measured ^{36}Ar is of atmospheric origin:

$$40\text{Ar}^* = 40\text{Ar}_m - \left(\frac{40\text{Ar}}{36\text{Ar}}\right)_{\text{air}} \times 36\text{Ar}_m$$

where $^{40}\text{Ar}^*$ represents the corrected ^{40}Ar ($^{40}\text{Ar}/^{36}\text{Ar} = 295.5$), and the “m” subscript indicates “measured”.

The $^3\text{He}/^4\text{He}$ ratio is expressed as R/Ra (being Ra the He isotope ratio of air and equal to 1.39×10^{-6}) and was corrected from atmospheric contamination following the equation⁷⁸:

$$Rc/Ra = \frac{(R \times N - Ra \times Na)}{(N - Na)}$$

where Rc/Ra, R and Ra are $^3\text{He}/^4\text{He}$ of the corrected, observed and atmospheric components, while N and Na are $^4\text{He}/^{20}\text{Ne}$ measured and atmospheric components (Na = 0.318), respectively. The analytical uncertainty (σ_{error} reported in Table S1) does not exceed 0.2 Ra on average.

Noble gases modelling. Various fractionation processes were used to model the noble gases variability described in our study. We here detail the equations and parameters used to perform this modelling.

(1) Fractional equilibrium degassing

Fractional equilibrium degassing (FED) was modelled from the equation⁷⁹:

$$\left(\frac{{}^4\text{He}}{{}^{40}\text{Ar}^*}\right)_{\text{FED}} = \left(\frac{{}^4\text{He}}{{}^{40}\text{Ar}^*}\right)_{\text{ini}} \times \alpha \times F^{\alpha-1}$$

where $\left(\frac{{}^4\text{He}}{{}^{40}\text{Ar}^*}\right)_{\text{FED}}$ is the ratio in the vapor phase following a FED trajectory, $\left(\frac{{}^4\text{He}}{{}^{40}\text{Ar}^*}\right)_{\text{ini}}$ is the initial ratio in the melt, F is the fraction of residual gas (between 1 and 0) and α is the Ar/He relative solubility. In Fig. 2, $\left(\frac{{}^4\text{He}}{{}^{40}\text{Ar}^*}\right)_{\text{ini}}$ is equal to 12.7 and 27 for eccentric (e.g. PDC-1; red) and central (e.g. ol; green) products and assuming a Ar/He solubility of 0.10 and 0.11, respectively¹⁰. In Fig. S1, $\left(\frac{{}^4\text{He}}{{}^{40}\text{Ar}^*}\right)_{\text{ini}}$ range from 1 to 5 for FED modeling in primary conditions¹⁰ and assuming a Ar/He solubility of 0.10. The same equation is also used in Fig. S1 substituting $\left(\frac{{}^4\text{He}}{\text{CO}_2}\right)_{\text{FED}}$ to $\left(\frac{{}^4\text{He}}{\text{CO}_2}\right)_{\text{ini}}$ and assuming that $\left(\frac{{}^4\text{He}}{\text{CO}_2}\right)_{\text{ini}}$ varies from 1.2×10^{-5} to 2.2×10^{-5} and the He/ CO_2 solubility¹⁰ equal to 1.7.

(2) Diffusion

To model noble gases diffusion across crystals we have made the assumption that crystals can be considered like perfect spheres using the equation⁸⁰:

$$\frac{C(t, r) - C_1}{C_0 - C_1} = 1 + \frac{2 \times a}{\pi \times r} \times \sum_{n=1}^{\infty} \frac{(-1)^n}{n} \times \sin\left(\frac{n \times \pi \times r}{a}\right) \times \exp\left(\frac{-D \times n^2 \times \pi^2 \times t}{a^2}\right)$$

where C_1 is the initial concentration of the sphere (here the studied gas content in the crystal, i.e. ^3He , ^4He or $^{40}\text{Ar}^*$), C_0 is the surface concentration (here considered null for modelling noble gases diffusion out of the crystal)⁹, a is the half-diameter of the sphere (here varying between 0.25 and 0.5 cm in accordance with the size of the crystals analysed in this study), t the time (in s) and r the distance from the center of the crystal (here $r = a/2^{1/3}$ in order to consider $C(t, r)$ as the average concentration of the sphere. The equation was resolved using a homemade script in Python 2.7 language using the SciPy, NumPy and math libraries. Diffusion coefficients D across olivine crystals were set at 1.61×10^{-10} , 1.85×10^{-10} and 5.09×10^{-11} cm^2/s for ^4He , ^3He and ^{40}Ar , respectively^{9,46}. Initial conditions were fixed at R/Ra = 15.3 (maximum value in our dataset; e.g., CUM2) and $^4\text{He}/^{40}\text{Ar}^*$ varying from 4.5 (e.g., CUM2) to 10 inside the crystal and at 0 outside (i.e. negligible in the surrounding melt with respect to the crystal like proposed in previous modelings⁷).

(3) Aging

The effect of radiogenic ^4He production from the decay of U and Th over time ($^4\text{He}^*$) can be estimated according to the equation⁸¹:

$$4\text{He}^* = 2.80 \times 10^{-8} \times [U] \times \left(4.35 + \frac{Th}{U}\right) \times t \left(\text{cm}^3\text{STP/g}\right)$$

where t is the time in Ma, $[U]$ is the uranium concentration (0.5 ppm on average in PdF melts)⁴¹ and Th/U is the thorium-uranium atomic ratio (3.9 for La Réunion)^{45,47,82}. We estimate the resulting $^4\text{He}^*$ production at 5.18×10^{-18} ol/g per year. Initial conditions were set at $^4\text{He}/^{40}\text{Ar}^* = 0.3$ (primary conditions from the first exsolved phase)¹⁰ and $Rc/Ra = 15.3$ (maximum value in our dataset; e.g., CUM2). We have modelled (i) melt degassing (F varying from 0 to 1 to represent the extent of FED) without aging, (ii) melt degassing with aging (0.5 Myrs i.e. similar to the age of the beginning of the PdF subaerial volcanic activity)⁴⁹ and, (iii) melt without degassing but with the effect of aging (5 Myrs i.e. related to the end of the Older Series at Mauritius island and at the beginning of the volcanic activity at La Réunion island)^{49,50}.

(4) Mixing and statistical analysis

On Fig. 3, gas flushing was modelled as an arrival of a deeper magmatic gaseous phase mixing with the volatile phase already exsolved at the depth of magma ponding. We here modelled through isotopic and mass balances equations the effect of gas flushing of a gas phase similar to that of CUM2 ($^4\text{He}/^{40}\text{Ar}^* = 4.5$ i.e. ponding at crustal level), which have the highest $^3\text{He}/^4\text{He}$ ratio of our dataset (e.g., 15.3 Ra), with a volatile phase arriving from the deep melt horizon or the underplating layer with the lowest $^3\text{He}/^4\text{He}$ signature found in our dataset (e.g., 11.9 Ra) and $^4\text{He}/^{40}\text{Ar}^* = 0.3, 0.8$ and 2.1 ¹⁰. The orange field shows the whole field of theoretical evolution of the gaseous phase considering the uncertainty relative to $^4\text{He}/^{40}\text{Ar}^*$ signatures¹⁰. The inverse process (e.g. gas flushing through the arrival of a volatile phase with the highest Rc/Ra signature in a gas phase marked by the lowest Rc/Ra signature) is also modelled with the red field and curves. On the contrary, melt mixing is expected to produce a $^3\text{He}/^4\text{He}$ variability in the exsolved phase at constant $^4\text{He}/^{40}\text{Ar}^*$. On Fig. 4, we have modelled the effect of gas flushing (with a $^3\text{He}/^4\text{He}$ signature of 12.5 Ra, i.e. similar to the minimum signature in our dataset for lava samples: REU0402-221 from the February 2005 eruption) on a volatile phase marked by the highest Rc/Ra signature (e.g., 14.4 Ra in REU0704-52 from the April 2007 eruption) and the highest $^4\text{He}/^{40}\text{Ar}^*$ value (e.g. 8.5 in REU0704-51 from the April 2007 eruption) in our dataset for lava samples.

Thresholds of the contribution (>95%) of either the “primitive” ($^3\text{He}/^4\text{He} > 13.7$ Ra) or “steady-state” ($^3\text{He}/^4\text{He} < 12.8$ Ra) mantle component were determined from the 47 analysis obtained from PdF lava samples (our study and literature; Table S1) with the maximum-likelihood method using a Gaussian Mixture Model (GMM) implementing an expectation-maximization (EM) algorithm developed in Python 2.7 language with the NumPy and sklearn libraries^{59,83}.

Received: 21 October 2019; Accepted: 4 May 2020;

Published online: 17 June 2020

References

- Kurz, M. D., Jenkins, W. J., Schilling, J. G. & Hart, S. R. Helium isotopic variations in the mantle beneath the central North Atlantic Ocean. *Earth and Planetary Science Letters* **58**(1), 1–14 (1982).
- Ballentine, C. J. & Burnard, P. G. Production, release and transport of noble gases in the continental crust. *Reviews in mineralogy and geochemistry* **47**(1), 481–538 (2002).
- Moreira, M. & Allègre, C. J. Rare gas systematics on Mid Atlantic ridge (37–40 N). *Earth and Planetary Science Letters* **198**(3–4), 401–416 (2002).
- Moreira, M. Noble gas constraints on the origin and evolution of Earth’s volatiles. *Geochemical Perspectives* **2**(2), 229–230 (2013).
- Jenkins, W. J., Edmond, J. M. & Corliss, J. B. Excess ^3He and ^4He in Galapagos submarine hydrothermal waters. *Nature* **272**(5649), 156 (1978).
- Brooker, R. A. *et al.* The ‘zero charge’ partitioning behaviour of noble gases during mantle melting. *Nature* **423**(6941), 738 (2003).
- Burnard, P., Harrison, D., Turner, G. & Nesbitt, R. Degassing and contamination of noble gases in Mid-Atlantic Ridge basalts. *Geochemistry, Geophysics, Geosystems* **4**(1), 1–20 (2003).
- Shaw, A. M., Hilton, D. R., Macpherson, C. G. & Sinton, J. M. The CO_2 -He-Ar-H₂O systematics of the Manus back-arc basin: Resolving source composition from degassing and contamination effects. *Geochimica et Cosmochimica Acta* **68**(8), 1837–1855 (2004).
- Yamamoto, J. *et al.* Diffusive fractionation of noble gases in mantle with magma channels: origin of low He/Ar in mantle-derived rocks. *Earth and Planetary Science Letters* **280**(1–4), 167–174 (2009).
- Boudoire, G., Rizzo, A. L., Di Muro, A., Grassa, F. & Liuzzo, M. Extensive CO_2 degassing in the upper mantle beneath oceanic basaltic volcanoes: First insights from Piton de la Fournaise volcano (La Réunion Island). *Geochimica et Cosmochimica Acta* **235**, 376–401 (2018).
- Rizzo, A. L. *et al.* Geochemistry of noble gases and CO_2 in fluid inclusions from lithospheric mantle beneath Wilcza Góra (Lower Silesia, southwest Poland). *Frontiers in Earth Science*, <https://doi.org/10.3389/feart.2018.00215> (2018).
- Kurz, M. D., Kenna, T. C., Lassiter, J. C. & DePaolo, D. J. Helium isotopic evolution of Mauna Kea volcano: First results from the 1-km drill core. *Journal of Geophysical Research: Solid Earth* **101**(B5), 11781–11791 (1996).
- DePaolo, D. J., Bryce, J. G., Dodson, A., Shuster, D. L. & Kennedy, B. M. Isotopic evolution of Mauna Loa and the chemical structure of the Hawaiian plume. *Geochemistry, Geophysics, Geosystems* **2**(7) (2001).
- Mukhopadhyay, S., Lassiter, J. C., Farley, K. A. & Bogue, S. W. Geochemistry of Kauai shield-stage lavas: Implications for the chemical evolution of the Hawaiian plume. *Geochemistry, Geophysics, Geosystems* **4**(1) (2003).
- Nuccio, P. M., Paonita, A., Rizzo, A. & Rosciglione, A. Elemental and isotope covariation of noble gases in mineral phases from Etnan volcanics erupted during 2001–2005, and genetic relation with peripheral gas discharges. *Earth and Planetary Science Letters* **272**(3), 683–690 (2008).
- Martelli, M. *et al.* Noble-gas signature of magmas from a heterogeneous mantle wedge: The case of Stromboli volcano (Aeolian Islands, Italy). *Chemical Geology* **368**, 39–53 (2014).
- Correale, A. *et al.* A two-component mantle source feeding Mt. Etna magmatism: Insights from the geochemistry of primitive magmas. *Lithos* **184**, 243–258 (2014).
- Rizzo, A. L. *et al.* New mafic magma refilling a quiescent volcano: Evidence from He-Ne-Ar isotopes during the 2011–2012 unrest at Santorini, Greece. *Geochemistry, Geophysics, Geosystems* **16**(3), 798–814 (2015a).
- Caracausi, A. *et al.* Mount Etna: Geochemical signals of magma ascent and unusually extensive plumbing system. *Geophysical Research Letters* **30**(2) (2003).
- Rizzo, A. L. *et al.* The 2014 effusive eruption at Stromboli volcano (Italy): inferences from soil CO_2 flux and $^3\text{He}/^4\text{He}$ ratio in thermal waters. *Geophysical Research Letters* **42**(7), 2235–2243 (2015b).

21. Rizzo, A. L. *et al.* Eruptive activity at Turrialba volcano (Costa Rica): Inferences from $^3\text{He}/^4\text{He}$ in fumarole gases and chemistry of the products ejected during 2014 and 2015. *Geochem. Geophys. Geosyst.* **17**, 4478–4494 (2016a).
22. Padrón, E. *et al.* Diffusive helium emissions as a precursory sign of volcanic unrest. *Geology* **41**(5), 539–542 (2013).
23. Sano, Y. *et al.* Ten-year helium anomaly prior to the 2014 Mt Ontake eruption. *Scientific Reports* **5**, 13069 (2015).
24. Paonita, A., Caracausi, A., Martelli, M. & Rizzo, A. L. Temporal variations of helium isotopes in volcanic gases quantify pre-eruptive refill and pressurization in magma reservoirs: The Mount Etna case. *Geology* **44**(7), 499–502 (2016).
25. McMurtry, G. M., Dasilveira, L. A., Horn, E. L., DeLuze, J. R. & Blessing, J. E. High $^3\text{He}/^4\text{He}$ ratios in lower East Rift Zone steaming vents precede a new phase of Kilauea 2018 eruption by 8 months. *Scientific Reports* **9**, 11860 (2019).
26. Capasso, G., Carapezza, M. L., Federico, C., Inguaggiato, S. & Rizzo, A. Geochemical monitoring of the 2002–2003 eruption at Stromboli volcano (Italy): precursory changes in the carbon and helium isotopic composition of fumarole gases and thermal waters. *Bulletin of volcanology* **68**(2), 118–134 (2005).
27. Marty, B., Meynier, V., Nicolini, E., Griesshaber, E. & Toutain, J. P. Geochemistry of gas emanations: a case study of the Réunion Hot Spot, Indian Ocean. *Applied geochemistry* **8**(2), 141–152 (1993).
28. Albarède, F. *et al.* The geochemical regimes of Piton de la Fournaise volcano (Réunion) during the last 530 000 years. *Journal of Petrology* **38**(2), 171–201 (1997).
29. Roult, G. *et al.* A new comprehensive classification of the Piton de la Fournaise activity spanning the 1985–2010 period. *Search and analysis of short-term precursors from a broad-band seismological station. Journal of Volcanology and Geothermal Research* **241**, 78–104 (2012).
30. Michon, L. *et al.* Explosive activity of the summit cone of Piton de la Fournaise volcano (La Réunion island): a historical and geological review. *Journal of Volcanology and Geothermal Research* **264**, 117–133 (2013).
31. Kaneoka, I., Takaoka, N. & Upton, B. G. J. Noble gas systematics in basalts and a dunite nodule from Reunion and Grand Comore Islands, Indian Ocean. *Chemical Geology: Isotope Geoscience section* **59**, 35–42 (1986).
32. Valer, M., Schiano, P. & Bachèlery, P. Geochemical characteristics of the La Réunion mantle plume source inferred from olivine-hosted melt inclusions from the adventive cones of Piton de la Fournaise volcano (La Réunion Island). *Contributions to Mineralogy and Petrology* **172**(9), 74 (2017).
33. Boudoire, G. *et al.* Eruptive activity on the western flank of Piton de la Fournaise (La Réunion Island, Indian Ocean): insights on magma transfer, storage and evolution at an oceanic volcanic island. *Journal of Petrology*, <https://doi.org/10.1093/petrology/egz04> (2019).
34. Di Muro, A. *et al.* Magma degassing at Piton de la Fournaise volcano. In *Active Volcanoes of the Southwest Indian Ocean* (Springer, Berlin, Heidelberg, 2016).
35. Ort, M. H., Di Muro, A., Michon, L. & Bachèlery, P. Explosive eruptions from the interaction of magmatic and hydrothermal systems during flank extension: the Bellecombe Tephra of Piton de La Fournaise (La Réunion Island). *Bulletin of Volcanology* **78**(1), 5 (2016).
36. Staudacher, T., Kurz, M. D. & Allègre, C. J. New noble-gas data on glass samples from Loihi Seamount and Hualalai and on dunite samples from Loihi and Reunion Island. *Chemical Geology* **56**(3–4), 193–205 (1986).
37. Graham, D., Lupton, J., Albarède, F. & Condomines, M. Extreme temporal homogeneity of helium isotopes at Piton de la Fournaise, Réunion Island. *Nature* **347**(6293), 545–548 (1990).
38. Protin, M., Blard, P. H., Marrocchi, Y. & Mathon, F. Irreversible adsorption of atmospheric helium on olivine: A lobster pot analogy. *Geochimica et Cosmochimica Acta* **179**, 76–88 (2016).
39. Heber, V. S., Brooker, R. A., Kelley, S. P. & Wood, B. J. Crystal–melt partitioning of noble gases (helium, neon, argon, krypton, and xenon) for olivine and clinopyroxene. *Geochimica et Cosmochimica Acta* **71**(4), 1041–1061 (2007).
40. Michon, L., Ferrazzini, V., Di Muro, A., Villeneuve, N. & Famin, V. Rift zones and magma plumbing system of Piton de la Fournaise volcano: How do they differ from Hawaii and Etna? *Journal of Volcanology and Geothermal Research* **303**, 112–129 (2015).
41. Boudoire, G. Architecture et dynamique des systèmes magmatiques associés aux volcans basaltiques: exemple du Piton de la Fournaise. Doctoral dissertation, La Réunion, 500pp. (2017).
42. Peters, B. J., Carlson, R. W., Day, J. M. & Horan, M. F. Hadean silicate differentiation preserved by anomalous $^{142}\text{Nd}/^{144}\text{Nd}$ ratios in the Réunion hotspot source. *Nature* **555**(7694), 89 (2018).
43. Vlastélic, I. *et al.* Control of source fertility on the eruptive activity of Piton de la Fournaise volcano, La Réunion. *Scientific reports* **8**(1), 14478 (2018).
44. Burnard, P., Graham, D. & Farley, K. Fractionation of noble gases (He, Ar) during MORB mantle melting: a case study on the Southeast Indian Ridge. *Earth and Planetary Science Letters* **227**(3), 457–472 (2004).
45. Fürti, E. *et al.* Helium isotope variations between Réunion Island and the Central Indian Ridge (17–21 S): New evidence for ridge–hot spot interaction. *Journal of Geophysical Research: Solid Earth* **116**(B2) (2011).
46. Trull, T. W. & Kurz, M. D. Experimental measurements of ^3He and ^4He mobility in olivine and clinopyroxene at magmatic temperatures. *Geochimica et Cosmochimica Acta* **57**(6), 1313–1324 (1993).
47. Sigmarrson, O., Condomines, M. & Bachèlery, P. Magma residence time beneath the Piton de la Fournaise Volcano, Reunion Island, from U-series disequilibria. *Earth and Planetary Science Letters* **234**(1), 223–234 (2005).
48. Kerr, A. C., Pearson, D. G. & Nowell, G. M. Magma source evolution beneath the Caribbean oceanic plateau: New insights from elemental and Sr–Nd–Pb–Hf isotopic studies of ODP Leg 165 Site 1001 basalts. *Geological Society, London, Special Publications* **328**(1), 809–827 (2009).
49. Lénat, J. F. Construction of La Réunion. In *Active Volcanoes of the Southwest Indian Ocean* (Springer, Berlin, Heidelberg, 2016).
50. Hanyu, T. *et al.* Noble gas study of the Reunion hotspot: evidence for distinct less-degassed mantle sources. *Earth and Planetary Science Letters* **193**(1), 83–98 (2001).
51. Keller, R. A., Graham, D. W., Farley, K. A., Duncan, R. A. & Lupton, J. E. Cretaceous-to-recent record of elevated $^3\text{He}/^4\text{He}$ along the Hawaiian–Emperor volcanic chain. *Geochemistry, Geophysics, Geosystems* **5**(12) (2004).
52. Broadley, M. W., Sumino, H., Graham, D. W., Burgess, R. & Ballentine, C. J. Recycled components in mantle plumes deduced from variations in halogens (Cl, Br, and I), trace elements, and $^3\text{He}/^4\text{He}$ along the Hawaiian–Emperor seamount chain. *Geochemistry, Geophysics, Geosystems* **20**(1), 277–294 (2019).
53. Staudacher, T., Sarda, P. & Allègre, C. J. Noble gas systematics of Réunion island, Indian Ocean. *Chemical Geology* **89**(1–2), 1–17 (1990).
54. Liuzzo, M. *et al.* New evidences of CO_2 soil degassing anomalies on Piton de la Fournaise volcano and the link with volcano tectonics structures. *Geochemistry, Geophysics, Geosystems* **5**, 2002GC000502 (2015).
55. Michon, L., Villeneuve, N., Catry, T. & Merle, O. How summit calderas collapse on basaltic volcanoes: New insights from the April 2007 caldera collapse of Piton de la Fournaise volcano. *Journal of Volcanology and Geothermal Research* **184**(1–2), 138–151 (2009).
56. Staudacher, T., *et al.* Fifteen years of intense eruptive activity (1998–2013) at Piton de La Fournaise volcano: a review. In *Active Volcanoes of the Southwest Indian Ocean* (Springer, Berlin, Heidelberg, 2016).
57. Villeneuve, N. & Bachèlery, P. Revue de la typologie des éruptions au Piton de La Fournaise, processus et risques volcaniques associés. *Cybergeo: European Journal of Geography* (2006).
58. Coppola, D. *et al.* Shallow system rejuvenation and magma discharge trends at Piton de la Fournaise volcano (La Réunion Island). *Earth and Planetary Science Letters* **463**, 13–24 (2017).
59. Boudoire, G. *et al.* Small-scale spatial variability of soil CO_2 flux: Implication for monitoring strategy. *Journal of Volcanology and Geothermal Research* **366**, 13–26 (2018b).

60. Gurioli, L. *et al.* Integrating field, textural, and geochemical monitoring to track eruption triggers and dynamics: a case study from Piton de la Fournaise. *Solid Earth* **9**(2), 431–455 (2018).
61. Boudoire, G. *et al.* New perspectives on volcano monitoring in a tropical environment: continuous measurements of soil CO₂ flux at Piton de la Fournaise (La Réunion Island, France). *Geophysical Research Letters* **44**(16), 8244–8253 (2017).
62. Hart, S. R. A large-scale isotope anomaly in the Southern Hemisphere mantle. *Nature* **309**(5971), 753 (1984).
63. Fisk, M. R., Upton, B. G. J., Ford, C. E. & White, W. M. Geochemical and experimental study of the genesis of magmas of Reunion Island, Indian Ocean. *Journal of Geophysical Research: Solid Earth* **93**(B5), 4933–4950 (1988).
64. Bosch, D. *et al.* Pb, Hf and Nd isotope compositions of the two Réunion volcanoes (Indian Ocean): A tale of two small-scale mantle “blobs”? *Earth and Planetary Science Letters* **265**(3), 748–765 (2008).
65. Pietruszka, A. J., Hauri, E. H. & Blichert-Toft, J. Crustal contamination of mantle-derived magmas within Piton de la Fournaise Volcano, Réunion Island. *Journal of Petrology* **50**(4), 661–684 (2009).
66. Di Muro, A. *et al.* The shallow plumbing system of Piton de la Fournaise Volcano (La Reunion Island, Indian Ocean) revealed by the major 2007 caldera-forming eruption. *Journal of Petrology* **55**(7), 1287–1315 (2014).
67. Nauret, F., Famin, V., Vlastélic, I. & Gannoun, A. A trace of recycled continental crust in the Réunion hotspot. *Chemical Geology* **524**, 67–76 (2019).
68. Li, M., McNamara, A. K. & Garnero, E. J. Chemical complexity of hotspots caused by cycling oceanic crust through mantle reservoirs. *Nature Geosciences* **7**, 366–370 (2014).
69. Williams, C. D., Li, M., McNamara, A. K., Garnero, E. J. & van Soest, M. C. Episodic entrainment of deep primordial mantle material into ocean island basalts. *Nature Communications* **6**, 8937, <https://doi.org/10.1038/ncomms9937> (2015).
70. Harris, A. & Villeneuve, N. Newspaper reporting of the April 2007 eruption of Piton de la Fournaise, part 2: framing the hazard. *Journal of Applied Volcanology* **7**, <https://doi.org/10.1186/s13617-018-0072-2> (2018).
71. Arienzo, I. *et al.* Sr and Nd isotope analysis at the Radiogenic Isotope Laboratory of the Istituto Nazionale di Geofisica e Vulcanologia, Sezione di Napoli—Osservatorio Vesuviano. *Rapporti Tecnici INGV* **260**, 1–18 (2013).
72. Kurz, M. K. Cosmogenic helium in a terrestrial igneous rock. *Nature* **320**, 435–439 (1986).
73. Hilton, D. R., Fischer, T. P. & Marty, B. Noble Gases and Volatile Recycling at Subduction Zones. *Rev. Mineral. Geochemistry* **47**, 319–37, <https://doi.org/10.2138/rmg.2002.47.9> (2002).
74. Hilton, D. R., Hammerschmidt, K., Teufel, S. & Friedrichsen, H. Helium isotope characteristics of Andean geothermal fluids and lavas. *Earth Planet. Sci. Lett.* **120**, 265–282, [https://doi.org/10.1016/0012-821X\(93\)90244-4](https://doi.org/10.1016/0012-821X(93)90244-4) (1993).
75. Faccini, B. *et al.* Subduction-related melt refertilisation and alkaline metasomatism in the Eastern Transylvanian Basin lithospheric mantle: Evidence from mineral chemistry and noble gases in fluid inclusions. *Lithos*, 464–465, <https://doi.org/10.1016/j.lithos.2020.105516> (2020).
76. Mahoney, J. J. *et al.* Isotopic and geochemical provinces of the western Indian Ocean spreading centers. *Journal of Geophysical Research: Solid Earth* **94**(B4), 4033–4052 (1989).
77. Rizzo, A. L. *et al.* Kolumbo submarine volcano (Greece): An active window into the Aegean subduction system. *Sci. Rep.* **6**(28013) (2016b).
78. Sano, Y., Wakita, H., Ohsumi, T. & Kusakabe, M. Helium isotope evidence for magmatic gases in Lake Nyos, Cameroon. *Geophysical Research Letters* **14**(10), 1039–1041 (1987).
79. Jambon, A., Weber, H. & Braun, O. Solubility of He, Ne, Ar, Kr and Xe in a basalt melt in the range 1250–1600 C. Geochemical implications. *Geochimica et Cosmochimica Acta* **50**(3), 401–408 (1986).
80. Crank, J. *The Mathematics of Diffusion*: 2d Ed. (Clarendon Press., 1975).
81. Graham, D. W., Jenkins, W. J., Kurz, M. D. & Batiza, R. Helium isotope disequilibrium and geochronology of glassy submarine basalts. *Nature* **326**(6111), 384 (1987).
82. Vlastélic, I., Lewin, E. & Staudacher, T. Th/U and other geochemical evidence for the Reunion plume sampling a less differentiated mantle domain. *Earth and Planetary Science Letters* **248**(1–2), 379–393 (2006).
83. Benaglia, T., Chauveau, D., Hunter, D. & Young, D. mixtools: An R package for analyzing finite mixture models. *Journal of Statistical Software* **32**(6), 1–29 (2009).

Acknowledgements

M. Moreira and T. Staudacher are gratefully acknowledged for providing samples (ILR84-4) in order to test the accuracy of our analysis with respect to previous works in literature. We are also in debt with (i) Fausto Grassa and Marco Liuzzo for their help to Cilaos gases, (ii) Chiara Alessi and Mariagrazia Misseri for samples preparation as well as (iii) Mariano Tantillo and Mariagrazia Misseri for their assistance during noble gases isotope analysis. We thank the Editor and three anonymous Reviewers for their suggestions that greatly improved the clarity and quality of the paper. We are in debt with Andrew Harris for English suggestions. This research received funds from the Italian Ministero Istruzione Università e Ricerca (Project PRIN 2017LMNLAW) and the INGV of Palermo. We also acknowledge the French government IDEX-ISITE initiative 16-IDEX-0001 (CAP 20–25). This is Laboratory of Excellence ClerVolc contribution number 413.

Author contributions

G.B. and A.L.R. conceptualized the project. G.B. and A.D.M. provided the samples. A.L.R. performed the noble gases analysis. I.A. performed the strontium isotopes analysis. G.B. and A.L.R. developed the interpretative model and G.B. wrote the paper with assistance of A.L.R.

Competing interests

The authors declare no competing interests.

Additional information

Supplementary information is available for this paper at <https://doi.org/10.1038/s41598-020-66260-x>.

Correspondence and requests for materials should be addressed to G.B.

Reprints and permissions information is available at www.nature.com/reprints.

Publisher's note Springer Nature remains neutral with regard to jurisdictional claims in published maps and institutional affiliations.



Open Access This article is licensed under a Creative Commons Attribution 4.0 International License, which permits use, sharing, adaptation, distribution and reproduction in any medium or format, as long as you give appropriate credit to the original author(s) and the source, provide a link to the Creative Commons license, and indicate if changes were made. The images or other third party material in this article are included in the article's Creative Commons license, unless indicated otherwise in a credit line to the material. If material is not included in the article's Creative Commons license and your intended use is not permitted by statutory regulation or exceeds the permitted use, you will need to obtain permission directly from the copyright holder. To view a copy of this license, visit <http://creativecommons.org/licenses/by/4.0/>.

© The Author(s) 2020