



HAL
open science

Modeling and optimizing a road de-icing device by a nonlinear heating.

Frédéric Bernardin, Arnaud Munch

► **To cite this version:**

Frédéric Bernardin, Arnaud Munch. Modeling and optimizing a road de-icing device by a nonlinear heating.. ESAIM: Mathematical Modelling and Numerical Analysis, In press. hal-01731614v2

HAL Id: hal-01731614

<https://uca.hal.science/hal-01731614v2>

Submitted on 20 Mar 2018

HAL is a multi-disciplinary open access archive for the deposit and dissemination of scientific research documents, whether they are published or not. The documents may come from teaching and research institutions in France or abroad, or from public or private research centers.

L'archive ouverte pluridisciplinaire **HAL**, est destinée au dépôt et à la diffusion de documents scientifiques de niveau recherche, publiés ou non, émanant des établissements d'enseignement et de recherche français ou étrangers, des laboratoires publics ou privés.

Modeling and optimizing a road de-icing device by a nonlinear heating

Frédéric BERNARDIN ^{*} Arnaud MÜNCH [†]

March 20, 2018

Abstract

In order to design a road de-icing device by heating, we consider in the one dimensional setting the optimal control of a parabolic equation with a non linear boundary condition of the Stefan-Boltzmann type. Both the punctual control and the corresponding state are subjected to a unilateral constraint. This control problem models the heating of a road during a winter period to keep the road surface temperature above a given threshold. The one-dimensional modeling used in this work is a first step of the modeling of a road heating device through the circulation of a coolant in a porous layer of the road. We first prove, under realistic physical assumptions, the well-posedness of the direct problem and the optimal control problem. We then perform some numerical experiments using real data obtained from experimental measurements. This models and the corresponding numerical results allow to quantify the minimal energy to be provided to keep the road surface without frost or snow.

Keywords. Optimal control, Non linear parabolic equation, Unilateral constraint, Road heating, Energy, De-icing.

1 Introduction

De-icing a road pavement is an important issue in many countries subjected to winter weather conditions that have a strong impact on road maintenance and road safety. The use of salt spreaded to ensure the de-icing of pavements can affect the environment close to the road. Also, devices have been implemented to heat the road: electric heating, infrared lamps above the road surface, circulation of a heat transfer fluid in pipes inserted in the road [20, 21, 22, 13, 19, 10, 11]. The concept of heated pavement is not new. One of the most notable is the Serso project built in Switzerland, with a surface of 1,300 m²: a heat transfer fluid, which draws its energy in the ground, circulates in pipes inserted in the wearing layer pavement [10]. Due to the energy issue being an important concern in all the world, the concept of a *positive energy road* has emerged since few years. By way of illustration, considering a mean solar energy on the French territory of 1,400 kWh/m²/year, the French national road network captures 196 billion kWh/year, seven times more energy than needed to ensure for example its surface de-icing by heating.

Under the impulse of the European project R5G (Road of 5th generation), recent research [3, 17] has been undertaken on heating the road by circulating a heat transfer fluid within a porous layer of the road. In these works, the pavement structure studied is composed of three asphalt layers where the central one is a highly porous draining asphalt through which circulates a fluid (water) via gravitational

^{*}Cerema, Direction Centre-Est, 10 rue Bernard Palissy, F-63017, Clermont-Ferrand, France - frederic.bernardin@cerema.fr.

[†]Laboratoire de Mathématiques Blaise Pascal, Université Clermont Auvergne, UMR CNRS 6620, Campus universitaire des Cézeaux, 3, place Vasarely, 63178, Aubière, France - arnaud.munch@uca.fr.

flow under slant effect. A demonstrator is developed by Cerema (Centre for expertise and engineering on risks, urban and country planning, environment and mobility), EATP (French school of public works) and IFSTTAR (French institute of science and technology for transport, development and networks). This is an experimental roadway constructed in 2014 at Egletons, France. The road with 50 m in length and 4 m in width is composed of three layers: a wearing course layer of semi-phaneritic asphalt concrete 0.06 m thick; a bonding course layer of 0/14 porous asphalt 0.08 m thick; and a base layer of asphalt concrete with a thickness of 0.05 m. The transversal slope is around 2% with no longitudinal slope. The demonstrator consists of two parts: a control road and a road in which a fluid (water) circulates through the porous asphalt layer (see Figure 1). The second one is equipped with two tanks for the



Figure 1: The Egletons demonstrator.

supply and recovery of fluid circulating in the bonding course layer. A pump is used to remove fluid from the downstream tank and reinject it into the upstream tank. Fluid circulation is maintained in the porous asphalt layer by a watertight seal between it and the underlying layer (see Figure 2). The weather is known on the site thanks to meteorological sensors delivering time-real data on humidity and temperature of the air, radiation fluxes (solar and infrared), wind speed, rainfall and snow. Temperature sensors are inserted in the road from surface until one meter deep in each part of the road (the control one and the one circulated by coolant). To address the energy issue in an experimental way, a heat storage

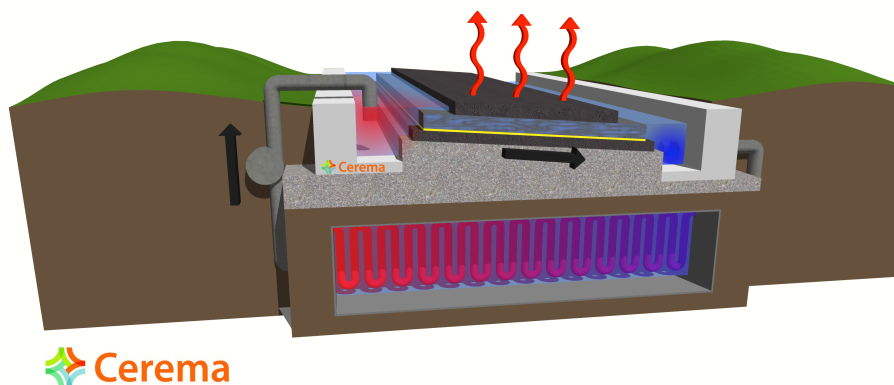


Figure 2: Scheme of the demonstrator (case of heating).

in the granitic soil will be studied by implanting 3 vertical geothermal probes of depth 50m, allowing to take energy from the ground to heat the road in winter, and to store in the ground the heat coming from the road in summer. The demonstrator was presented in a French TV show in 2016 [18].

Whatever the technique used (electrical heating, pipes, porous asphalt), the design of the devices needs to quantify the minimal energy to be provided to keep the road surface without frost or snow, for a given

winter meteorological scenario. In order to address this question, we consider in this work the optimal control of a generic heating road model. We are interested in heating during the time interval the road by a punctual heating source inserted in the road, which is modeled according to its vertical dimension [8, 5, 2, 12]. The optimization of the heating through the punctual source leads to an optimal control associated to a one dimensional heat type equation. The underlying functional to minimize represents the energy expended by the positive source over the time period. On a mathematical viewpoint, we are then face to a optimal control problem, subjected to constraints both on the source control and on the temperature state, this latter being solution of a partial differential equation with a nonlinear boundary condition of the Stefan-Boltzmann type.

This paper is organized as follows. In Section 2, we describe respectively the bi-dimensional road heating model and its longitudinal one dimensional reduction leading to the aforementioned non linear optimal control problem. Section 3 and Section 4 then study the mathematical properties of the one dimensional model and its associated control problem respectively. Section 5 describes the finite dimensional approximation use to solve the control problem then discuss some numerical experiments. Sections 6 provides three extensions and perspectives and 7 concludes.

2 Modelling of the road heating and optimal control

We first describe the modeling of the heating thanks to the circulation of a coolant in a bonding porous layer of the road described in Figure 2. Space variables are x along the sub-horizontal transversal axis of the pavement with slant angle β and y along the upwards sub-vertical axis, perpendicular to x : we refer to Figure 3 which depicts a transversal two dimensional view of the road. The road is assumed to

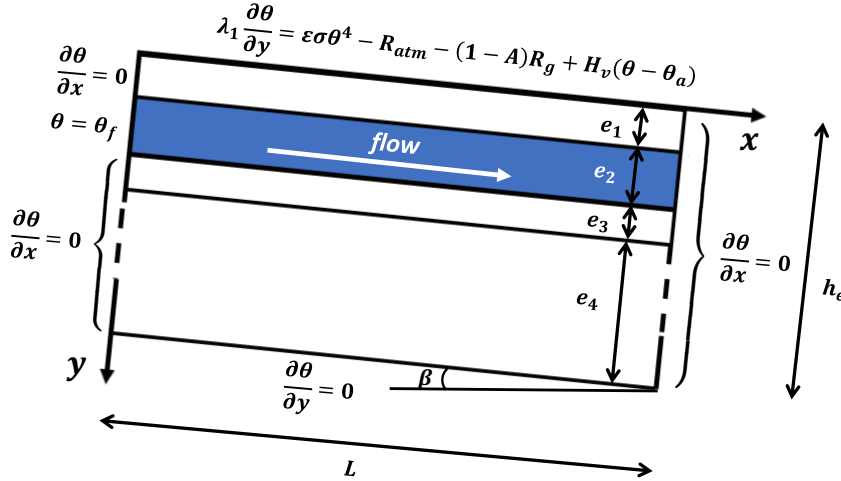


Figure 3: Scheme of pavement structure with its limit conditions (θ_f , θ_a are the injection temperature of the fluid and the air temperature respectively).

have no longitudinal slant and to be infinite in its third dimension. h_e and L denote the height of the road structure and its length, respectively. The hydraulic regime is assumed stationary with hydraulic parameters independent of temperature θ , expressed in Kelvin. Denoting by $1 \leq i \leq 4$ the indices of the

road layers, the thermo-hydraulic model is as follows. For $t > 0$, $0 \leq x \leq L$ and $0 \leq y \leq h_e$:

$$\begin{cases} C_i \frac{\partial \theta}{\partial t}(x, y, t) - \lambda_i \Delta \theta(x, y, t) = 0, & i \in \{1, 3, 4\}, \\ C_2 \frac{\partial \theta}{\partial t}(x, y, t) + C_f v \frac{\partial \theta}{\partial x}(x, y, t) - (\lambda_2 + \phi_2 \lambda_f) \Delta \theta(x, y, t) = 0, \\ v = -K \frac{H_2 - H_1}{L}, \end{cases} \quad (2.1)$$

where C_i , λ_i , ϕ_i , C_f , λ_f , v and K denote specific heat, thermal conductivity and porosity of layer i , specific heat and thermal conductivity of the fluid, Darcy fluid velocity along x axis (here supposed to be uniform with x and y) and hydraulic conductivity of the porous asphalt, respectively. H_1 and H_2 represent hydraulic heads imposed upstream and downstream of fluid circulating in porous draining asphalt layer. The assumption of a saturated fluid circulation corresponds to $H_1 - H_2 \geq \beta L$. As mentioned in Figure 3, boundary conditions for problem (2.1) are homogeneous Neumann except for the upstream condition of porous asphalt layer ($x = 0$, $e_1 \leq y \leq e_1 + e_2$) and the road surface condition ($y = 0$). For the first one, the injection temperature of the fluid is imposed :

$$\forall e_1 \leq y \leq e_1 + e_2, \forall t \geq 0, \theta(0, y, t) = \theta_f(t). \quad (2.2)$$

The second one, that is the road surface boundary condition expresses the energy balance between road and atmosphere

$$\lambda_1 \frac{\partial \theta}{\partial y}(x, 0, t) = \sigma \varepsilon(t) \theta^4(x, 0, t) + H_v(t) (\theta(x, 0, t) - \theta_a(t)) - R_{atm}(t) - (1 - A(t)) R_g(t) + L_f I(t) \quad (2.3)$$

where the following notations are used :

- ε, A : emissivity and albedo of the road surface,
- σ : Stefan-Boltzmann constant ($5.67 \times 10^{-8} \text{ W/m}^2\text{K}^4$),
- R_{atm}, R_g : atmospheric and global radiation (W/m^2),
- θ_a : air temperature (K),
- H_v : convection heat transfer coefficient ($\text{W/m}^2\text{K}$),
- I : snow rate (mm.s^{-1}),
- L_f : latent heat of fusion of the ice per kg (J.kg^{-1}).

According to [2], the convection coefficient is defined by $H_v = C p_a \times \rho_a (V_{wind} C_d + C_{d_1})$ where the following notations are used :

- $C p_a$: thermal capacity (J/kg.K) of the air, ρ_a : density of the air (kg/m^3),
- V_{wind} : wind velocity (m/s), C_d, C_{d_1} : two convection coefficients (-).

As mentioned in the introduction, we use and study in this work, as a first step, a one dimensional reduced model obtained by fixing the sub-horizontal axis x . The injection temperature term θ_f supported on the boundary $\{0\} \times (e_1, e_1 + e_2)$ is replaced by a punctual heating source q inserted in the road (localized at $y = y_0 \in (0, h_e)$). For any $T > 0$, we denote $Q_T := (0, h_e) \times (0, T)$. The evolution of the temperature along the road, now modeled according to its vertical dimension (as explained and used in [8, 5, 2]) is now modeled as follows:

$$\begin{cases} c(y) \theta_t(y, t) - (k(y) \theta_y(y, t))_y = q(t) \delta(y_0), & (y, t) \in Q_T, \\ -k(0) \theta_y(0, t) = f_1(t) - f_2(t) \theta(0, t) - \sigma \varepsilon(t) \theta^4(0, t), & \theta_y(h_e, t) = 0, \quad t \in (0, T), \\ \theta(y, 0) = \theta_0(y), & y \in (0, h_e), \end{cases} \quad (2.4)$$

where $\theta = \theta(y, t)$ denotes the temperature in Kelvin at the point y and at time t and where the following notations are used:

$$\begin{aligned} c(y) &: \text{volumic heat capacity of the road material at point } y \text{ (} J.K^{-1}.m^{-3}\text{)}, \\ k(y) &: \text{thermal conductivity of the road material at point } y \text{ (} W.K^{-1}.m^{-1}\text{)}. \end{aligned} \quad (2.5)$$

Here and in the sequel, θ_t and θ_y stand for the partial derivative of the function $\theta = \theta(y, t)$ with respect to the space variable y and the time t respectively. The time positive functions f_1 and f_2 which appears in the nonlinear boundary conditions at $y = 0$ are defined by:

$$f_1(t) := (1 - A(t))R_g(t) + R_{atm}(t) + H_v(t)\theta_a(t) - L_f I(t), \quad f_2(t) := H_v(t). \quad (2.6)$$

The optimization of the heating through the punctual source q localized at $y = y_0 \in (0, h_e)$ leads to the following optimal control problem :

$$\begin{cases} \inf_{q \in L^1(0, T)} J(q) := \int_0^T q(t) dt, \\ \text{subjected to } q(t) \geq 0, \quad \theta(0, t) \geq \underline{\theta}, \quad \forall t \in (0, T), \quad \theta = \theta(q) \text{ solves (2.4)} \end{cases} \quad (2.7)$$

for some positive value $\underline{\theta}$, which represents the minimal temperature required. The functional J represents the energy expended by the power q over the period $[0, T]$. (2.7) is thus an optimal control problem subjected to constraints inequality both on the control variable and the temperature state, this latter being solution of a partial differential equation with a nonlinear boundary condition of the Stefan-Boltzmann type. The constraint condition on the state, i.e. $\theta(0, t) \geq \underline{\theta}$, is not frequent in the optimal control literature as it involves technical developments and is reminiscent of Signorini type conditions (see [9] and also section 6.1). We mention [16] which addresses the controllability of the one dimensional linear heat equation subjected to the boundary condition $\theta_y(0, t) = \theta^4(0, t) + u(t)$, u being the control. We also mention [1] which addresses the controllability of a linear string submitted to a unilateral obstacle at one extremity.

3 Analysis of the one dimensional model

Let $H = L^2(0, h_e)$, $V = H^1(0, h_e)$ and denote by V' the dual of V . We consider the following boundary value problem: find a solution θ of

$$\begin{cases} c(y)\theta_t(y, t) - (k(y)\theta_y(y, t))_y = q(t)\delta(y_0), & (y, t) \in Q_T, \\ -k(0)\theta_y(0, t) = f_1(t) - f_2(t)\theta(0, t) - \sigma\varepsilon(t)\theta(0, t)^3|\theta(0, t)|, & \theta_y(h_e, t) = 0, \quad t \in (0, T), \\ \theta(y, 0) = \theta_0(y), & y \in (0, h_e). \end{cases} \quad (3.8)$$

With respect to the system (2.4) introduced in Section 2, the nonlinear term $\sigma\varepsilon(t)\theta^4(0, t)$ on the boundary is replaced by the term $\sigma\varepsilon(t)\theta^3(0, t)|\theta(0, t)|$, which is monotone w.r.t. $\theta(0, t)$. It will be of no consequence since we will show that $\theta \geq 0$ (Corollary 3.1).

The weak formulation associated to (3.8) is as follows: find $\theta \in L^2(0, T, V)$ such that $\theta_t \in L^2(0, T, V')$ and

$$\begin{aligned} (c\theta_t(t), \phi)_H + a(t, \theta(t), \phi) + \sigma\varepsilon(t)\theta(0, t)^3|\theta(0, t)|\phi(0) \\ = q(t)\phi(y_0) + f_1(t)\phi(0), \quad \forall \phi \in V, a.e.t \in (0, T) \end{aligned} \quad (3.9)$$

and

$$\theta(0) = \theta_0. \quad (3.10)$$

$(\cdot)_H$ denotes the inner product over H while the form $a : \mathbb{R}^+ \times V \times V \rightarrow \mathbb{R}$ is defined as follows

$$\forall (\psi, \phi) \in V^2, a(t, \psi, \phi) = \int_0^{h_e} k(y) \psi_y \phi_y dy + f_2(t) \psi(0) \phi(0).$$

In order to simplify the notation, we introduce, for almost all $t \in (0, T)$ and $g \in V$, the element $\Phi(g) = g(0)^3 |g(0)| \delta_0$ which can be identified with an element in V' so that

$$\sigma \varepsilon(t) (\Phi(\theta(t)), \phi)_{V', V} = \sigma \varepsilon(t) \theta(0, t)^3 |\theta(0, t)| \phi(0), \quad t \in (0, T). \quad (3.11)$$

Using that $\|\phi\| := (\|\phi_y\|_H^2 + \phi(0)^2)^{1/2}$ defines a norm equivalent to $\|\phi\|_V$, the following holds true.

Lemma 3.1 *Let us assume that there exists $k_0 > 0$ such that $k(y) \geq k_0$ for all $y \in [0, h_e]$. The bilinear form a defines a norm equivalent to $\|\cdot\|_V$ and*

$$a(t, \psi, \psi) \geq \alpha(t) \|\psi\|_V^2, \quad a(t, \psi, \phi) \leq \beta(t) \|\psi\|_V \|\phi\|_V \quad \forall \psi, \phi \in V, \forall t \in (0, T)$$

with

$$\alpha(t) := \min(k_0, f_2(t)), \quad \beta(t) := \max(\|k\|_{L^\infty(0, h_e)}, f_2(t)). \quad (3.12)$$

Let us then introduce the following regularity assumptions :

$$(\mathcal{H}) \quad \begin{cases} q, f_1 \in H^1(0, T), \theta_0 \in V, (k(\theta_0)_y)_y \in V', \\ c, k \in L^\infty(0, h_e), \\ \varepsilon \in H^1(0, T), \varepsilon^{-1} \varepsilon_t \in L^\infty(0, T), \varepsilon(t) \geq 0, \forall t \in (0, T), \\ f_2 \in H^1(0, T), f_{2,t} \in L^\infty(0, T). \end{cases}$$

Theorem 3.1 *Assume the hypothesis (\mathcal{H}) . Assume moreover that the control q satisfies $q(0) = 0$ and that the initial condition θ_0 satisfies the compatibility condition*

$$-k(0)(\theta_0)_y(0) = f_1(0) - f_2(0)\theta_0(0) - \sigma \varepsilon(0) \theta_0^3(0) |\theta_0(0)|, \quad (\theta_0)_y(h_e) = 0, \quad (3.13)$$

at the point $y = 0$ and $y = h_e$ respectively. Then, there exists a unique solution θ of (3.9) and (3.10) such that

$$\theta, \theta_t \in L^2(0, T, V) \cap L^\infty(0, T, H).$$

Moreover, there exists a constant $C_1 = C(h_e, \min_{y \in [0, h_e]} k(y), \min_{t \in [0, T]} f_2(t)) > 0$ such that

$$\|\sqrt{c} \theta\|_{L^\infty(0, T, H)} + \|\theta\|_{L^2(0, T, V)} \leq C_1 (\|\theta_0\|_H + \|q\|_{L^2(0, T)} + \|f_1\|_{L^2(0, T)}),$$

and a constant $C_2 = C(C_1, \|f_2\|_{H^1(0, T)}, \|\varepsilon^{-1} \varepsilon_t\|_{L^\infty(0, T)}, \|f_{2,t}\|_{L^\infty(0, T)}) > 0$ such that

$$\|\sqrt{c} \theta_t\|_{L^\infty(0, T, H)} + \|\theta_t\|_{L^2(0, T, V)} \leq C_2 (\|k(\theta_0)_y\|_H + \|q\|_{H^1(0, T)} + \|f_1\|_{H^1(0, T)}).$$

In particular, this implies that the solution belongs to $C([0, T], V) \subset C(\overline{Q_T})$.

PROOF - The proof follows the arguments developed in [9], Chapter 1, Section 5, based on the monotony of Φ , that is

$$(\Phi(g), g)_{V', V} = g(0)^4 |g(0)| \geq 0, \quad \forall g \in V. \quad (3.14)$$

The dependance of the emissivity function ε in (3.9) with respect to the time variable requires however additional developments.

Step 1 - Galerkin approximation. We introduce an orthonormal basis $\{w_k\}_{k \geq 1}$ of the separable space V and define, for any integer m , by V_m the subspace of V generated by $\{w_k\}_{1 \leq k \leq m}$. Moreover, for

simplicity, we choose w_1 in order that $\theta_0 = w_1$. Then, we define the solution $\theta_m(t) \in V_m$ of the following finite differential system:

$$(c\theta_{m,t}(t), w_k)_H + a(t, \theta_m(t), w_k) + \sigma\varepsilon(t)(\Phi(\theta_m(t)), w_k)_{V',V} = q(t)w_k(y_0) + f_1(t)w_k(0), \quad 1 \leq k \leq m \quad (3.15)$$

and

$$\theta_m(0) = \theta_0. \quad (3.16)$$

Consequently, the function $\theta_m : [0, t_m] \rightarrow V$ is given by $\theta_m(t) = \sum_{k=1}^m g_k(t)w_k$ where the time function $\{g_k\}_{1 \leq k \leq m}$ solves a differential system for some time t_m . The following *a priori* estimates show that $t_m > 0$ is independent of m .

Step 2 - First a priori estimates. The sum over $k = 1, \dots, m$ of (3.15) first leads to

$$(c\theta_{m,t}(t), \theta_m(t))_H + a(t, \theta_m(t), \theta_m(t)) + \sigma\varepsilon(t)(\Phi(\theta_m(t)), \theta_m(t))_{V',V} = q(t)\theta_m(y_0, t) + f_1(t)\theta_m(0, t)$$

leading, in view of (3.14), to

$$\frac{1}{2} \frac{d}{dt} \|\sqrt{c}\theta_m(t)\|_H^2 + a(t, \theta_m(t), \theta_m(t)) \leq q(t)\theta_m(y_0, t) + f_1(t)\theta_m(0, t).$$

Therefore, Lemma 3.1 implies

$$\frac{1}{2} \frac{d}{dt} \|\sqrt{c}\theta_m(t)\|_H^2 + \alpha(t)\|\theta_m(t)\|_V^2 \leq q(t)\theta_m(y_0, t) + f_1(t)\theta_m(0, t).$$

Using that $\sup_{y \in [0, h_e]} |\theta_m(t, y)| \leq C_{h_e} \|\theta_m(t)\|_V$ for some constant $C_{h_e} > 0$, we get

$$\frac{1}{2} \frac{d}{dt} \|\sqrt{c}\theta_m(t)\|_H^2 + \alpha(t)\|\theta_m(t)\|_V^2 \leq C_{h_e} (|q(t)| + |f_1(t)|) \|\theta_m(t)\|_V.$$

The inequality $(|q(t)| + |f_1(t)|) \|\theta_m(t)\|_V \leq \frac{1}{2\alpha_2} (|q(t)| + |f_1(t)|)^2 + \frac{\alpha_2}{2} \|\theta_m(t)\|_V^2$ for some $\alpha_2 \in (0, 1)$ leads to

$$\frac{1}{2} \frac{d}{dt} \|\sqrt{c}\theta_m(t)\|_H^2 + \left(\alpha(t) - \frac{C_{h_e}\alpha_2}{2} \right) \|\theta_m(t)\|_V^2 \leq \frac{C_{h_e}}{2\alpha_2} (|q(t)|^2 + |f_1(t)|^2).$$

Taking α_2 small enough so that $\alpha(t) - \frac{C_{h_e}\alpha_2}{2} \geq 0$, we obtain that

$$\frac{1}{2} \|\sqrt{c}\theta_m(t)\|_H^2 + \alpha \int_0^t \|\theta_m(\tau)\|_V^2 d\tau \leq \frac{1}{2} \|\sqrt{c}\theta_m(0)\|_H^2 + \frac{C_{h_e}}{2\alpha_2} \int_0^t (|q(\tau)|^2 + |f_1(\tau)|^2) d\tau$$

with $\alpha := \inf_{t \in (0, T)} \left(\alpha(t) - C_{h_e} \frac{\alpha_2}{2} \right)$. Finally, we get

$$\|\sqrt{c}\theta_m\|_{L^\infty(0, T, H)} + \|\theta_m\|_{L^2(0, T, V)} \leq C (\|\theta_m(0)\|_H + \|q\|_{L^2(0, T)} + \|f_1\|_{L^2(0, T)}) \quad (3.17)$$

for some positive constant $C = C(\min_{y \in [0, h_e]} k(y), \min_{t \in [0, T]} f_2(t), \min_{y \in [0, h_e]} c(y), h_e)$.

Step 3 - Second a priori estimates. Taking $t = 0$ in (3.15), we obtain

$$(c\theta_{m,t}(\cdot, 0), w_k)_H = -a(t, \theta_m(\cdot, 0), w_k) - \sigma\varepsilon(t)(\Phi(\theta_m(\cdot, 0)), w_k) + q(0)w_k(y_0) + f_1(0)w_k, \quad 1 \leq k \leq m. \quad (3.18)$$

From (3.13) and the property $q(0) = 0$, (3.18) leads to

$$(c\theta_{m,t}(\cdot, 0), w_k)_H = ((k(y)(\theta_0)_y)_y, w_k)_{V',V}, \quad \forall w_k \in V,$$

from which we deduce, following [9], the bound

$$\|c\theta_{m,t}(\cdot, 0)\|_H \leq \|(k(y)(\theta_0)_y)_y\|_{V'}. \quad (3.19)$$

Then, by differentiating (3.15) with respect to time, we get, for all $1 \leq k \leq m$

$$\begin{aligned} & (c\theta_{m,tt}(t), w_k)_H + a(t, \theta_{m,t}(t), w_k) + f_{2,t}(t)\theta_m(0, t)w_k(0) \\ & + \sigma \frac{d}{dt}(\varepsilon(t)(\Phi(\theta_m(t)), w_k)) = q_t(t)w_k(y_0) + f_{1,t}(t)w_k(0), \end{aligned} \quad (3.20)$$

with

$$\frac{d}{dt}(\varepsilon(t)(\Phi(\theta_m(t)), w_k)) = \sigma \varepsilon_t(t)(\theta_m(0, t)^3|\theta_m(0, t)|w_k(0)) + \sigma \varepsilon(t)(\theta_m(0, t)^3|\theta_m(0, t)|)_t w_k(0).$$

Using again (3.14), we have $(\theta_m(0, t)^3|\theta_m(0, t)|)_t \theta_{m,t}(0, t) \geq 0$ leading to the inequality (recall that $\sigma \varepsilon(t) \geq 0$)

$$\begin{aligned} & (c\theta_{m,tt}(t), \theta_{m,t}(t)) + a(t, \theta_{m,t}(t), \theta_{m,t}(t)) + \sigma \varepsilon_t(t)\theta_m(0, t)^3|\theta_m(0, t)|\theta_{m,t}(0, t) \\ & \leq q_t(t)\theta_{m,t}(y_0, t) + f_{1,t}(t)\theta_{m,t}(0, t) - f_{2,t}(t)\theta_m(0, t)\theta_{m,t}(0, t) \end{aligned}$$

and then to

$$\begin{aligned} \frac{1}{2} \frac{d}{dt} \|\sqrt{c}\theta_{m,t}(t)\|_H^2 + \alpha(t) \|\theta_{m,t}(t)\|_V^2 & \leq -\sigma \varepsilon_t(t)(\theta_m(0, t)^3|\theta_m(0, t)|\theta_{m,t}(0, t)) \\ & + (|q_t(t)| + |f_{1,t}(t)|) \|\theta_{m,t}(t)\|_V + |f_{2,t}(t)| \|\theta_m(t)\|_V \|\theta_{m,t}(t)\|_V \end{aligned}$$

with α defined in (3.12). To estimate the remaining boundary term, we multiply (3.15) by $g_{k,t}$ and sum over k leading to the equality

$$\sigma \varepsilon(t)(\Phi(\theta_m(t)), \theta_{m,t}(t)) = -(c\theta_{m,t}(t), \theta_{m,t}(t))_H - a(t, \theta_m(t), \theta_{m,t}(t)) + q(t)\theta_{m,t}(y_0, t) + f_1(t)\theta_{m,t}(0, t)$$

and therefore to

$$\begin{aligned} & -\sigma \varepsilon_t(t)\theta_m(0, t)^3|\theta_m(0, t)|\theta_{m,t}(0, t) = -\frac{\varepsilon_t(t)}{\varepsilon(t)}(\Phi(\theta_m(t)), \theta_{m,t}(t))_{V', V} \\ & = \frac{\varepsilon_t(t)}{\varepsilon(t)} \left((c\theta_{m,t}(t), \theta_{m,t}(t))_H + a(t, \theta_m(t), \theta_{m,t}(t)) - q(t)\theta_{m,t}(y_0, t) - f_1(t)\theta_{m,t}(0, t) \right). \end{aligned}$$

Using Lemma 3.1, we write

$$\begin{aligned} & -\sigma \varepsilon_t(t)\theta_m(0, t)^3|\theta_m(0, t)|\theta_{m,t}(0, t) \\ & \leq \left| \frac{\varepsilon_t(t)}{\varepsilon(t)} \right| \left(\|\sqrt{c}\theta_{m,t}(t)\|_H^2 + \beta(t) \|\theta_m(t)\|_V \|\theta_{m,t}(t)\|_V + C_{h_e}(|q(t)| + |f_1(t)|) \|\theta_{m,t}(t)\|_V \right), \end{aligned}$$

where β is defined in (3.12). Using again several times the Young inequality, we obtain the inequality

$$\begin{aligned} \frac{1}{2} \frac{d}{dt} \|\sqrt{c}\theta_{m,t}(t)\|_H^2 & + \left(\alpha(t) - \frac{\alpha_1}{2} - \frac{\alpha_2}{2} - \frac{\alpha_3}{2} - \frac{\alpha_4}{2} \right) \|\theta_{m,t}(t)\|_V^2 \\ & \leq \left| \frac{\varepsilon_t(t)}{\varepsilon(t)} \right| \left(\|\sqrt{c}\theta_{m,t}(t)\|_H^2 + \frac{1}{2\alpha_1}(|q_t(t)| + |f_{1,t}(t)|)^2 + \frac{1}{2\alpha_2}|f_{2,t}(t)|^2 \|\theta_m(t)\|_V^2 \right. \\ & \quad \left. + \frac{1}{2\alpha_3} \left| \frac{\varepsilon_t(t)}{\varepsilon(t)} \right|^2 \beta^2(t) \|\theta_m(t)\|_V^2 + \frac{1}{2\alpha_4} \left| \frac{\varepsilon_t(t)}{\varepsilon(t)} \right|^2 (|q(t)| + |f_1(t)|)^2 \right) \end{aligned}$$

for any $\alpha_1, \alpha_2, \alpha_3, \alpha_4 > 0$ small enough, from which we deduce that

$$\begin{aligned} \frac{1}{2} \|\sqrt{c}\theta_{m,t}(t)\|_H^2 + \alpha \int_0^t \|\theta_{m,t}(\tau)\|_V^2 d\tau & \leq \frac{1}{2} \|\sqrt{c}\theta_{m,t}(0)\|_H^2 + \int_0^t \left| \frac{\varepsilon_t(\tau)}{\varepsilon(\tau)} \right| \|\sqrt{c}\theta_{m,t}(\tau)\|_H^2 d\tau \\ & \quad + \alpha_5 \|\theta_m\|_{L^2(0, T, V)}^2 + \alpha_6 \end{aligned} \quad (3.21)$$

with

$$\alpha := \inf_{t \in (0, T)} \left(\alpha(t) - \frac{1}{2}(\alpha_1 + \alpha_2 + \alpha_3 + \alpha_4) \right), \quad \alpha_5 := \frac{\|f_{2,t}\|_{L^\infty(0, T)}^2}{2\alpha_2} + \frac{1}{2\alpha_3} \left\| \frac{\varepsilon_t}{\varepsilon} \beta \right\|_{L^\infty(0, T)}^2,$$

$$\alpha_6 := \frac{1}{2\alpha_1} (\|q_t\|_{L^2(0, T)}^2 + \|f_{1,t}\|_{L^2(0, T)}^2) + \frac{1}{2\alpha_4} \left\| \frac{\varepsilon_t}{\varepsilon} \right\|_{L^\infty(0, T)}^2 (\|q\|_{L^2(0, T)}^2 + \|f_1\|_{L^2(0, T)}^2).$$

A Gronwall type lemma then allows to deduce that, for all $t \in (0, T)$,

$$\|\sqrt{c}\theta_{m,t}(t)\|_H^2 \leq \left(\|\sqrt{c}\theta_{m,t}(0)\|_H^2 + \alpha_5 \|\theta_m\|_{L^2(0, T, V)}^2 + \alpha_6 \right) \left(1 + 2\|\varepsilon^{-1}\varepsilon_t\|_{L^\infty(0, T)} e^{t\|\varepsilon^{-1}\varepsilon_t\|_{L^\infty(0, T)}} \right).$$

Uniform estimates (3.17) and (3.19) then imply that $\sqrt{c}\theta_{m,t}$ is uniformly bounded in $L^\infty(0, T, H)$ with respect to the parameter m . Inequality (3.21) then implies that $\theta_{m,t}$ is uniformly bounded in $L^2(0, T, V)$ as well, and that there exists a constant $C > 0$ such that

$$\|\sqrt{c}\theta_{m,t}\|_{L^\infty(0, T, H)} + \|\theta_{m,t}\|_{L^2(0, T, V)} \leq C \left(\|(k(y)(\theta_0)_y)_y\|_{V'} + \|q\|_{H^1(0, T)} + \|f_1\|_{H^1(0, T)} \right). \quad (3.22)$$

Step 4 - Limit as $m \rightarrow \infty$. From (3.22) and (3.19), θ_m is bounded uniformly in $L^\infty(0, T, V)$ and therefore, from (3.15), $\Phi(\theta_m)$ is bounded in $L^\infty(0, T, V')$. We can extract a subsequence $\{\theta_\mu\}_{\mu > 0}$ such that, as $\mu \rightarrow \infty$,

$$\begin{aligned} \theta_\mu &\rightarrow \theta \quad \text{weakly star in } L^\infty(0, T, V), \\ \theta_{\mu,t} &\rightarrow \theta_t \quad \text{weakly star in } L^2(0, T, V) \text{ and weakly star in } L^\infty(0, T, H), \\ \Phi'(\theta_\mu) &\rightarrow Q \quad \text{weakly star in } L^\infty(0, T, V'), \end{aligned} \quad (3.23)$$

and

$$\|\theta\|_{L^\infty(0, T, V)} + \|\theta_t\|_{L^\infty(0, T, V)} + \|\theta_t\|_{L^\infty(0, T, H)} \leq C.$$

The previous convergences imply notably that $\theta_\mu(0) \rightarrow \theta_0$ as $\mu \rightarrow \infty$ in V separable so that $\theta_0 = \theta(0)$.

Writing (3.15) for the subsequence θ_μ and using (3.23), we obtain that θ and Q satisfy the equality

$$(c\theta_t(t), w_k)_H + a(t, \theta(t), w_k) + (Q, w_k)_{V', V} = q(t)w_k(y_0) + f_1(t)w_k(0), \quad 1 \leq k \leq m$$

leading to (using that V_m is dense in V)

$$(\theta_t(t), v)_H + a(t, \theta(t), v) + (Q, v)_{V', V} = q(t)v(y_0) + f_1(t)v(0), \quad \forall v \in V. \quad (3.24)$$

It remains to pass to the limit in the nonlinear term in order to show the equality $Q = \Phi(\theta)$ in $L^\infty(0, T, V')$.

To do that, we use the equality (3.15): precisely, let $\phi \in L^2(0, T, V)$ and let

$$U_\mu := \int_0^T (\Phi(\theta_\mu) - \Phi(\phi), \theta_\mu - \phi)_{V', V} dt$$

so that from (3.15),

$$\begin{aligned} U_\mu &= - \int_0^T \left((c\theta'_\mu(t), \theta_\mu(t))_H + a(t, \theta_\mu(t), \theta_\mu(t)) - q(t)\theta_\mu(y_0, t) - f_1(t)\theta_\mu(0, t) \right) dt \\ &\quad - \int_0^T (\Phi(\theta_\mu), \phi) dt - \int_0^T (\Phi(\phi), \theta_\mu - \phi) dt. \end{aligned}$$

The monotony of Φ implies that $U_\mu \geq 0$. Moreover, the equality $-\int_0^T (c\theta'_\mu(t), \theta_\mu(t))_H dt = -\frac{1}{2}\|\sqrt{c}\theta_\mu(T)\|_H^2 + \frac{1}{2}\|\sqrt{c}\theta_0\|_H^2$ and the weak star convergence of θ_μ in $L^\infty(0, T, V)$ (and so in $L^\infty(0, T, H)$) allows to

take the lim sup of U_μ . Precisely, from the upper semi-continuity of $v \rightarrow -\|v\|_H^2$, we write that $\limsup(-\|\sqrt{c}\theta_\mu(t)\|_H^2) \leq -\|\sqrt{c}\theta(t)\|_H^2$ for all $t \in (0, T)$ and therefore,

$$0 \leq \limsup U_\mu \leq -\frac{1}{2}\|\sqrt{c}\theta(T)\|_H^2 + \frac{1}{2}\|\sqrt{c}\theta_0\|_H^2 - \int_0^T \left(a(t, \theta(t), \theta(t)) - q(t)\theta(y_0, t) - f_1(t)\theta(0, t) \right) dt - \int_0^T (Q, \phi) dt - \int_0^T (\Phi'(\phi), \theta - \phi) dt.$$

On the other hand, the integration over $(0, T)$ of (3.24) with $v = \theta(t) \in V$ leads to

$$-\frac{1}{2}\|\sqrt{c}\theta(T)\|_H^2 + \frac{1}{2}\|\sqrt{c}\theta_0\|_H^2 - \int_0^T \left(a(t, \theta(t), \theta(t)) - q(t)\theta(y_0, t) - f_1(t)\theta(0, t) \right) dt = \int_0^T (Q, \theta(t))_{V', V} dt.$$

The sum of the two previous relations implies that $\int_0^T (Q - \Phi(\theta), \theta - \phi) dt \geq 0$ for all ϕ ; in particular, for $\phi = \theta - \lambda\psi$, $\lambda \in \mathbb{R}$, $\theta \in L^2(0, T, V)$, the previous inequality gives $\int_0^T (Q - \Phi(\theta - \lambda\psi), \lambda\psi) dt \geq 0$ and then by making $\lambda \rightarrow 0^+$ and $\lambda \rightarrow 0^-$

$$\int_0^T (Q - \Phi(\theta), \psi)_{V', V} dt = 0 \quad \forall \psi \in L^2(0, T, V)$$

which allows to write $Q = \Phi(\theta)$ in $L^\infty(0, T, V')$.

Step 5 - Uniqueness. By contradiction, let θ, θ^* be two distinct solutions of (3.9) and let $w = \theta - \theta^*$. Taking $\phi = w(t) \in V$ in (3.9), we obtain

$$(cw_t(t), w(t))_H + a(t, w(t), w(t)) = -(\Phi(\theta(t)) - \Phi(\theta^*(t)), w)_H \leq 0, \text{ a.e. } t \in (0, T)$$

by the monotony of Φ . Since $c > 0$, we deduce that $(cw'(t), w(t))_H \leq 0$ then $\|\sqrt{c}w(t)\|_H \leq \|\sqrt{c}w(0)\|_H = 0$. \square

Remark 3.1 *The arguments of step 5 allow to show that if θ_1 and θ_2 are solution of (3.9)-(3.10) associated to q_1 and q_2 respectively, the other data being equals, then there exists a constant $C > 0$ such that*

$$\|\theta_1 - \theta_2\|_{L^\infty(0, t, H)} + \|\theta_1 - \theta_2\|_{L^2(0, t, V)} \leq C\|q_1 - q_2\|_{L^2(0, t)}, \quad \forall t > 0. \quad (3.25)$$

Remark 3.2 *A similar well-posedness result holds true if the Neumann boundary condition at $y = h_e$ is replaced by a non homogenous Dirichlet boundary $\theta(h_e, \cdot) = \theta_d \in \mathbb{R}$. This latter, which is physically relevant if the height h_e is large enough, will be used in the numerical section 5.*

Moreover, the solution enjoys the following comparison principle.

Proposition 3.1 *Assume the hypothesis of Theorem 3.1. Let θ and $\hat{\theta}$ the solutions of (3.9)-(3.10) associated to the pair (q, θ_0) and $(\hat{q}, \hat{\theta}_0)$ respectively. If $q \geq \hat{q}$ in $[0, T]$ and $\theta_0 \geq \hat{\theta}_0$ in $[0, L]$, then $\theta \geq \hat{\theta}$ in Q_T .*

PROOF-Let $m = \hat{\theta} - \theta \in V$. Taking $\phi = m^+(t) \in V$ in (3.9), we obtain

$$-(cm_t(t), m^+(t))_H - a(t, m(t), m^+(t)) + (\Phi(\theta(t)) - \Phi(\hat{\theta}(t)), m^+)_{V', V} = (q(t) - \hat{q}(t))m^+(y_0), \text{ a.e. } t \in (0, T).$$

The right hand side is positive, while, in view of the monotony of Φ , the term $(\Phi(\theta(t)) - \Phi(\hat{\theta}(t)), m^+)_{V', V}$ is negative. Therefore,

$$(cm_t(t), m^+(t))_H + a(t, m(t), m^+(t)) \leq 0, \text{ a.e. } t \in (0, T)$$

and using that $a(t, m(t), m^+(t)) = a(t, m^+(t), m^+(t))$ and that $(cm_t(t), m^+(t))_H = (c(m^+(t))_t, m^+(t))_H$, we have

$$(c(m^+)_t(t), m^+(t))_H + a(t, m^+(t), m^+(t)) \leq 0, \text{ a.e. } t \in (0, T).$$

leading to $\frac{d}{dt}\|\sqrt{c}m^+(t)\|_H^2 \leq 0$ and $\|\sqrt{c}m^+(t)\|_H^2 \leq \|\sqrt{c}m^+(0)\|_H^2 = 0$ since $m(0) = \hat{\theta}(0) - \theta(0) \leq 0$. \square

In particular, since the time function f_1 is non negative, we deduce the following property.

Corollary 3.1 *Assume the hypothesis of Theorem 3.1. Let θ the solution of (3.9)-(3.10) associated to the pair (q, θ_0) . If $q \geq 0$ in $[0, T]$ and $\theta_0 \geq 0$ in $[0, h_e]$, then $\theta \geq 0$ in $\overline{Q_T}$.*

It results that if the source term and if the initial condition are non negative, then the boundary value problem (3.8) coincides with the initial one (2.4).

4 Analysis of the optimal control problem

4.1 Well-posedness of the optimal control problem

Let $\alpha > 0$ and $\underline{\theta} > 0$. We assume that the initial condition θ_0 is non negative a.e. in $[0, h_e]$. In view of the regularity assumption on q in Theorem 3.1, we introduce the following Tychonov regularization of the optimal control problem (2.7) :

$$\inf_{(\theta, q) \in \mathcal{C}} J_\alpha(\theta, q) := \frac{1}{2} (\|q\|_{L^1(0, T)}^2 + \alpha \|q\|_{H^1(0, T)}^2) \quad (4.26)$$

where the constraint set is given by

$$\mathcal{C} := \left\{ q \in H^1(0, T), q(0) = 0, q(t) \geq 0, \theta(0, t) \geq \underline{\theta}, \forall t \in [0, T], \theta = \theta(q) \text{ solves (2.4)} \right\}.$$

Consequently, if the control function q belongs to \mathcal{C} , then from Corollary 3.1, the weak formulation of (2.4) coincides with the weak formulation of (3.8) and is well-posed. We relax the second inequality constraint from \mathcal{C} and introduce the equivalent extremal problem:

$$(\mathcal{P}_\psi) : \quad \inf_{q \in \mathcal{D}} J_\alpha(q) := \frac{1}{2} (\|q\|_{L^1(0, T)}^2 + \alpha \|q\|_{H^1(0, T)}^2) + \psi_K(q)$$

where ψ_K is the indicator function of K , that is it $\psi_K(q) = 0$ if $q \in K$ and $\psi_K(q) = +\infty$ else with $K = \{q \in H^1(0, T) \text{ s.t. } \int_0^T ((\theta(0, t) - \underline{\theta})^-)^2 dt = 0 \text{ where } \theta = \theta(q) \text{ solves (2.4)}\}$ and

$$\mathcal{D} = \{q \in H^1(0, T), q(0) = 0, q(t) \geq 0, \forall t \in (0, T)\}. \quad (4.27)$$

Lemma 4.1 *Let us assume that $\theta_0 \geq \underline{\theta}$ on $(0, h_e)$. If one of the following hypothesis holds true,*

$$(\mathcal{H}_1) \quad y_0 = 0; \quad (\mathcal{H}_2) \quad f_1(t) - f_2(t)\underline{\theta} - \sigma\varepsilon(t)\underline{\theta}^4 \geq 0, \forall t \in (0, T),$$

then K is not empty.

PROOF- Let $Z := \theta - \underline{\theta}$ where θ solves (3.9). We have for a.e. $t \in (0, T)$,

$$(c\theta_t(t), Z^-(t))_H + a(t, \theta(t), Z^-(t)) + (\Phi(\theta(t)), Z^-(t))_{V', V} = q(t)Z^-(y_0, t) + f_1(t)Z^-(0, t),$$

equivalently,

$$\begin{aligned} (cZ_t^-(t), Z^-(t))_H + a(t, Z^-(t), Z^-(t)) &= -\sigma\varepsilon(t)\theta(0, t)^4 Z^-(0, t) \\ &\quad + q(t)Z^-(y_0, t) + \left(f_1(t) - f_2(t)\underline{\theta} \right) Z^-(0, t), \end{aligned}$$

a.e. in $(0, T)$. We now claim that

$$-\sigma\varepsilon(t)\theta(0, t)^4 Z^-(0, t) \leq -\sigma\varepsilon(t)\underline{\theta}^4 Z^-(0, t), \quad \text{a.e. } t \in (0, T).$$

This is clear if $Z^-(0, t) = 0$. If $Z^-(0, t) < 0$, then $0 < \theta(0, t) < \underline{\theta}$ and then $\theta(0, t)^4 < \underline{\theta}^4$ leading to the result since $-\sigma\varepsilon(t)Z^-(0, t) > 0$. Consequently, a.e. in $(0, T)$,

$$\begin{aligned} (cZ_t^-(t), Z^-(t))_{H+a(t, Z^-(t), Z^-(t))} &\leq q(t)Z^-(y_0, t) + \left(f_1(t) - f_2(t)\underline{\theta} - \sigma\varepsilon(t)\underline{\theta}^4\right)Z^-(0, t) \\ &\leq q(t)\left(Z^-(y_0, t) - Z^-(0, t)\right) + \left(q(t) + f_1(t) - f_2(t)\underline{\theta} - \sigma\varepsilon(t)\underline{\theta}^4\right)Z^-(0, t). \end{aligned} \quad (4.28)$$

If hypothesis (\mathcal{H}_2) holds true, the right hand side is negative and we conclude that $\|\sqrt{c}Z^-(t)\|_H \leq \|\sqrt{c}Z^-(0)\|_H = 0$ for all $t \geq 0$, since $q \geq 0$. Remark in particular that (\mathcal{H}_2) holds true if $\underline{\theta} \leq 0$ and we re-obtain the maximum principle, Corollary 3.1. On the other hand, if $y_0 = 0$, we get the same conclusion as soon as $q(t) + f_1(t) - f_2(t)\underline{\theta} - \sigma\varepsilon(t)\underline{\theta}^4 \geq 0$ for all t , that is, if q is large enough. \square

According to the physical intuition, if the heat source is located on the surface, then the temperature can be maintained as large as requested. In view of the continuity of the temperature $\theta(y, t)$ with respect to the longitudinal axis y , the same result holds true if y_0 is negative but closed enough to 0. Actually, we believe that the same result holds true if the heat source, located on any $y_0 < 0$, is large enough, the temperature θ being a continuous and monotonous function of q , see Proposition 3.1.

Lemma 4.2 *K is a closed convex subset of $H^1(0, T)$ and so ψ_K is convex and semi-lower continuous.*

PROOF- Let $q, \bar{q} \in K$ and check that for any $\lambda \in (0, 1)$, $\lambda q + (1 - \lambda)\bar{q}$ belongs to K . $q \in K$ implies that for all $t \in [0, T]$, $\theta_q(t) \geq \underline{\theta}$ where θ_q solves (2.4) associated to the source q . Similarly, $\theta_{\bar{q}}(t) \geq \underline{\theta}$. Let θ_λ be the solution associated to the control function $\lambda q + (1 - \lambda)\bar{q}$ and let $[\theta] := \lambda\theta_q + (1 - \lambda)\theta_{\bar{q}}$. From (3.9), θ_λ and $[\theta]$ respectively solves

$$\begin{aligned} (\theta_{\lambda,t}(t), \phi)_H + a(t, \theta_\lambda(t), \phi) + (\Phi(\theta_\lambda(t)), \phi)_{V',V} \\ = (\lambda q(t) + (1 - \lambda)\bar{q}(t))\phi(y_0) + f_1(t)\phi(0), \quad \forall \phi \in V, a.e. t \in (0, T) \end{aligned}$$

and

$$\begin{aligned} ([\theta]_t(t), \phi)_H + a(t, [\theta](t), \phi) + \left(\lambda\Phi(\theta_q(t)) + (1 - \lambda)\Phi(\theta_{\bar{q}}(t)), \phi\right)_{V',V} \\ = (\lambda q(t) + (1 - \lambda)\bar{q}(t))\phi(y_0) + f_1(t)\phi(0), \quad \forall \phi \in V, a.e. t \in (0, T). \end{aligned}$$

The difference $W := \theta_\lambda - [\theta]$ then solves

$$(W_t(t), \phi)_H + a(t, W, \phi) + \left(\Phi(\theta_\lambda(t)) - \lambda\Phi(\theta_q(t)) - (1 - \lambda)\Phi(\theta_{\bar{q}}(t)), \phi\right)_{V',V} = 0, \quad \forall \phi \in V, a.e. t \in (0, T).$$

Taking $\phi = W(t)$, integrating over $(0, t)$ and using that $W(0) = 0$, we arrive at

$$\begin{aligned} \frac{1}{2}\|W(t)\|_H^2 + \int_0^t a(s, W(s), W(s))ds \\ + \int_0^t \left(\Phi(\theta_\lambda(s)) - \lambda\Phi(\theta_q(s)) - (1 - \lambda)\Phi(\theta_{\bar{q}}(s)), \phi\right)_{V',V} ds = 0, \quad \forall t \geq 0 \end{aligned}$$

leading to

$$\begin{aligned} \frac{1}{2}\|W(t)\|_H^2 + \int_0^t \left(\Phi(\theta_\lambda(s)) - \lambda\Phi(\theta_q(s)) - (1 - \lambda)\Phi(\theta_{\bar{q}}(s)), \phi\right)_{V',V} ds \\ = - \int_0^t a(s, W(s), W(s))ds, \quad \forall \lambda \in (0, 1), \forall t > 0. \end{aligned} \quad (4.29)$$

If $\int_0^{t^*} a(s, W(s), W(s)) ds = 0$ for some $t^* > 0$, then $W(s) = 0$ for all $s \in [0, t^*]$ and then $[\theta](0, s) = \lambda\theta_q(0, s) + (1 - \lambda)\theta_{\bar{q}}(0, s) \geq \underline{\theta}$ for all $s \in [0, t^*]$. The discussion is then reduced to the interval (t^*, T) . Without loss of generality, let us then assume that $\int_0^t a(s, W(s), W(s)) ds > 0$ for all $t > 0$ so that

$$\int_0^t \left(\Phi(\theta_\lambda(s)) - \lambda\Phi(\theta_q(s)) - (1 - \lambda)\Phi(\theta_{\bar{q}}(s)), W(s) \right)_{V', V} ds < 0, \forall t > 0. \quad (4.30)$$

Suppose now that for all $s \in (0, t)$, $W(0, s) = \theta_\lambda(0, s) - [\theta](0, s) \leq 0$. The convexity of $x \rightarrow x^4$ leads to $[\theta]^4(0, s) \leq \lambda\theta_q^4(0, s) + (1 - \lambda)\theta_{\bar{q}}^4(0, s)$, then to

$$\theta_\lambda^4(0, s) - [\theta]^4(0, s) \geq \theta_\lambda^4(0, s) - \lambda\theta_q^4(0, s) - (1 - \lambda)\theta_{\bar{q}}^4(0, s),$$

and eventually to

$$W(0, s) \left(\theta_\lambda^4(0, s) - \lambda\theta_q^4(0, s) - (1 - \lambda)\theta_{\bar{q}}^4(0, s) \right) \geq W(0, s) \left(\theta_\lambda^4(0, s) - [\theta]^4(0, s) \right).$$

But, the right-hand side is exactly $(\alpha - \beta)(\alpha^4 - \beta^4) = (\alpha - \beta)^2(\alpha^2 + \beta^2)(\alpha + \beta)$ with

$$\alpha = \theta_\lambda(0, s) \geq \underline{\theta} > 0, \quad \beta = \lambda\theta_q(0, s) + (1 - \lambda)\theta_{\bar{q}}(0, s) \geq \underline{\theta} > 0$$

and is therefore positive since $\beta = [\theta](0, s) \geq \underline{\theta}$ by assumption and since $\alpha = \theta_\lambda(0, s) \geq 0$ (in view of the maximum principle). Consequently,

$$\begin{aligned} \int_0^t \left(\Phi(\theta_\lambda(s)) - \lambda\Phi(\theta_q(s)) - (1 - \lambda)\Phi(\theta_{\bar{q}}(s)), W(s) \right)_{V', V} ds = \\ \int_0^t \sigma\varepsilon(t)W(0, s) \left(\theta_\lambda^4(0, s) - \lambda\theta_q^4(0, s) - (1 - \lambda)\theta_{\bar{q}}^4(0, s) \right) ds \geq 0 \end{aligned}$$

(recall that $\sigma\varepsilon(t) > 0$) in contradiction with (4.30). We conclude that, for all $t \in (0, T)$, there exists a least one $s \in (0, t)$ such that $W(0, s) > 0$. Taking $t > 0$ arbitrarily small, we conclude that the function $t \rightarrow W(y = 0, t)$ increases in a neighborhood of zero. Then, since $W(y = 0, t) \in C([0, T])$, there exists a time $t_1 > 0$ such that $W(0, s) > 0$ for all $s \in (0, t_1)$. If $t_1 = T$, the proof is finished. If $t_1 < T$, there exists a time $t_1^+ > t_1$ such that $W(t_1^+) = 0$. Then repeating the previous argument on the interval $[t_1^+, t]$ for any $t \in (t_1^+, T)$, we conclude that in the neighborhood of t_1^+ , the function $W(0, \cdot)$ is strictly positive. Consequently, the points in $[0, T]$ where $W(0, \cdot)$ vanishes correspond to global minimum: for all $t \in [0, T]$, $W(0, t) \geq 0$ and the convexity of K follows. \square

Theorem 4.1 *The extremal problem (\mathcal{P}_ψ) admits a unique solution in \mathcal{D} .*

PROOF- This results from the fact that function J_ψ is lower semi-continuous, strictly convex, over the closed convex set \mathcal{D} . \square

It results that the equivalent optimal control problem (4.26) is well-posed as well. From a practical viewpoint, it is convenient to address this problem with a penalty method. For any parameter $\epsilon > 0$, we introduce the penalized extremal problem :

$$(\mathcal{P}_\epsilon) : \quad \inf_{q \in \mathcal{D}} J_{\alpha, \epsilon}(q) := \frac{1}{2} \|q\|_{L^1(0, T)}^2 + \frac{\alpha}{2} \|q\|_{H^1(0, T)}^2 + \frac{\epsilon^{-1}}{2} \left\| (\theta(0, \cdot) - \underline{\theta})^- \right\|_{L^2(0, T)}^2$$

where $a^- = \min(a, 0)$ denotes the negative part of any real a and \mathcal{D} defined in (4.27).

Theorem 4.2 *For all $\epsilon > 0$, Problem (\mathcal{P}_ϵ) admits a unique solution q_ϵ . Moreover, q_ϵ strongly converges in $H^1(0, T)$ as $\epsilon \rightarrow 0$ to q , the solution of (4.26).*

PROOF- The functional $J_{\alpha,\epsilon}$ is strictly convex, satisfies the property $\lim_{\|q\|_{H^1(0,T)} \rightarrow +\infty} J_{\alpha,\epsilon}(q) = +\infty$ and is continuous over $H^1(0,T)$ in view of remark (3.1). Moreover, the set \mathcal{D} is a closed convex set of $H^1(0,T)$ which gives the existence and uniqueness of a solution q_ϵ of Problem (\mathcal{P}_ϵ) . The strong convergence of q_ϵ with respect to ϵ is the consequence of the strict convexity of $J_{\alpha,\epsilon}$. Moreover, in view of Theorem (3.1), this strong convergence implies the convergence of the corresponding solution $\theta_\epsilon = \theta(q_\epsilon)$ to the solution $\theta(q)$ in $C([0,T],V)$. \square

4.2 Optimality system for the penalized extremal problem

We derive in this section the optimality condition associated to the extremal problem (\mathcal{P}_ϵ) . This allows to determine the first order variation of the cost $J_{\alpha,\epsilon}$ and define a minimizing sequence.

Let $H_{0,0}^1(0,T) = \{q \in H^1(0,T), q(0) = 0\}$.

Theorem 4.3 *For any $\alpha > 0, \epsilon > 0$, the functional $J_{\alpha,\epsilon}$ is Gâteaux differentiable on the set \mathcal{D} and its derivative at $q \in \mathcal{D}$ in the admissible direction \bar{q} (i.e. $\bar{q} \in H_{0,0}^1(0,T)$ such that $q + \eta\bar{q} \in \mathcal{D}$ for all $\eta \neq 0$ small) is given by*

$$\begin{aligned} \langle J'_{\alpha,\epsilon}(q), \bar{q} \rangle &:= \lim_{\eta \rightarrow 0} \frac{J_{\alpha,\epsilon}(q + \eta\bar{q}) - J_{\alpha,\epsilon}(q)}{\eta} \\ &= \int_0^T \left(\|q\|_{L^1(0,T)} - p(y_0, \cdot) \right) \bar{q} dt + \alpha \int_0^T (q\bar{q} + q_t\bar{q}_t) dt \end{aligned} \quad (4.31)$$

where p solves the adjoint problem

$$\begin{cases} -c(y)p_t(y,t) - (k(y)p_y(y,t))_y = 0, & (y,t) \in Q_T, \\ -k(0)p_y(0,t) = -f_2(t)p(0,t) - 4\sigma\varepsilon(t)\theta_q(0,t)^3 p(0,t) - \epsilon^{-1}(\theta_q(0,t) - \underline{\theta})^-, & t \in (0,T), \\ p_y(h_e,t) = 0, & t \in (0,T), \\ p(y,T) = 0, & y \in (0,h_e), \end{cases} \quad (4.32)$$

and θ_q solves (2.4). As a consequence, the unique minimizer q_ϵ in the convex set \mathcal{D} of the convex functional $J_{\alpha,\epsilon}$ is characterized by the optimality condition

$$\langle J'_{\alpha,\epsilon}(q_\epsilon), \bar{q} - q_\epsilon \rangle \geq 0, \quad \forall \bar{q} \in \mathcal{D}.$$

PROOF. Let $\theta_{q+\eta\bar{q}}$ be the solution associated to the control function $q + \eta\bar{q}$. Using that the function $x \rightarrow (x - \underline{\theta})^-$ is 1-Lipschitz on \mathbb{R} , we write that

$$\begin{aligned} &\int_0^T \left((\theta_{q+\eta\bar{q}}(0,t) - \underline{\theta})^- \right)^2 dt - \int_0^T \left((\theta_q(0,t) - \underline{\theta})^- \right)^2 dt \\ &= \int_0^T \left((\theta_{q+\eta\bar{q}}(0,t) - \underline{\theta})^- - (\theta_q(0,t) - \underline{\theta})^- \right) \left((\theta_{q+\eta\bar{q}}(0,t) - \underline{\theta})^- + (\theta_q(0,t) - \underline{\theta})^- \right) dt \\ &\leq \int_0^T \left| \theta_{q+\eta\bar{q}}(0,t) - \theta_q(0,t) \right| \left((\theta_{q+\eta\bar{q}}(0,t) - \underline{\theta})^- + (\theta_q(0,t) - \underline{\theta})^- \right) dt \\ &\leq \|\theta_{q+\eta\bar{q}}(0,\cdot) - \theta_q(0,\cdot)\|_{L^2(0,T)} \left(\|(\theta_{q+\eta\bar{q}}(0,\cdot) - \underline{\theta})^-\|_{L^2(0,T)} + \|(\theta_q(0,\cdot) - \underline{\theta})^-\|_{L^2(0,T)} \right). \end{aligned}$$

Estimate (3.25) then implies that $\|\theta_{q+\eta\bar{q}}(0,\cdot) - \theta_q(0,\cdot)\|_{L^2(0,T)} \leq \|\theta_{q+\eta\bar{q}} - \theta_q\|_{L^2(0,T,V)} \leq \eta\|\bar{q}\|_{L^2(0,T)}$ and then that

$$\lim_{\eta \rightarrow 0} \frac{\int_0^T \left((\theta_{q+\eta\bar{q}}(0,t) - \underline{\theta})^- \right)^2 dt - \int_0^T \left((\theta_q(0,t) - \underline{\theta})^- \right)^2 dt}{\eta} \leq 2\|\bar{q}\|_{L^2(0,T)} \|(\theta_q(0,\cdot) - \underline{\theta})^-\|_{L^2(0,T)}.$$

Let us now expand the solution $\theta_{q+\eta\bar{q}}$ as follows $\theta_{q+\eta\bar{q}} = \theta_q + \eta\theta_\eta$ where θ_q solves (2.4) and θ_η solves

$$\begin{cases} c(y)\theta_{\eta,t}(y,t) - (k(y)\theta_{\eta,y}(y,t))_y = \bar{q}(t)\delta_{y_0}(y), & (y,t) \in Q_T, \\ -k(0)\theta_{\eta,y}(0,t) = -f_2(t)\theta_\eta(0,t) - 4\sigma\varepsilon(t)\theta_q(0,t)^3\theta_\eta(0,t) - \eta\sigma\varepsilon(t)f(t,\eta,\theta_q,\theta_\eta), & t \in (0,T), \\ \theta_{\eta,y}(h_e,t) = 0, & t \in (0,T), \\ \theta_\eta(y,0) = 0, & y \in (0,h_e) \end{cases} \quad (4.33)$$

with $f(t,\eta,\theta_q,\theta_\eta) := 6\theta_q^2(0,t)\theta_\eta^2(0,t) + 4\eta\theta_q(0,t)\theta_\eta^3(0,t) + \eta^2\theta_\eta^4(0,t)$. In particular, (3.25) implies the uniform estimate $\|\theta_\eta\|_{L^2(0,T;V)} \leq C\|\bar{q}\|_{L^2(0,T)}$. The compact injection of V in $C([0,h_e])$ then allows to show that the term $\|\theta_\eta(0,\cdot) - \hat{\theta}_{\bar{q}}(0,\cdot)\|_{L^2(0,T)}$ converges to 0 as $\eta \rightarrow 0$ where $\hat{\theta}_{\bar{q}}$ solves the linear boundary value problem

$$\begin{cases} c(y)\hat{\theta}_{\bar{q},t}(y,t) - (k(y)\hat{\theta}_{\bar{q},y}(y,t))_y = \bar{q}(t)\delta_{y_0}(y), & (y,t) \in Q_T, \\ -k(0)\hat{\theta}_{\bar{q},y}(0,t) = -f_2(t)\hat{\theta}_{\bar{q}}(0,t) - 4\sigma\varepsilon(t)\theta_q(0,t)^3\hat{\theta}_{\bar{q}}(0,t), & t \in (0,T), \\ \hat{\theta}_{\bar{q},y}(h_e,t) = 0, & t \in (0,T), \\ \hat{\theta}_{\bar{q}}(y,0) = 0, & y \in (0,h_e). \end{cases} \quad (4.34)$$

Altogether, we obtain that

$$\begin{aligned} \lim_{\eta \rightarrow 0} \frac{J_{\alpha,\varepsilon}(q + \eta\bar{q}) - J_{\alpha,\varepsilon}(q)}{\eta} &= \|q\|_{L^1(0,T)} \int_0^T \bar{q} dt \\ &\quad + \alpha \int_0^T (q\bar{q} + q_t\bar{q}_t) dt + \varepsilon^{-1} \int_0^T (\theta_q(0,\cdot) - \underline{\theta})^- \hat{\theta}_{\bar{q}}(0,t) dt. \end{aligned}$$

Eventually, using that the adjoint solution p defined by (4.32) solves equivalently the variational formulation

$$\begin{aligned} -(cp_t(t), \phi)_H + a(t, p(t), \phi) + 4\sigma\varepsilon(t)\theta_q(0,t)^3 p(0,t)\phi(0) \\ = -\varepsilon^{-1}(\theta_q(0,t) - \underline{\theta})^- \phi(0) \quad \forall \phi \in V, a.e. t \in (0,T), \end{aligned} \quad (4.35)$$

and

$$p(T) = 0, \quad (4.36)$$

we obtain, taking $\phi = \hat{\theta}_{\bar{q}}(\cdot, t)$ in (4.35) and $\phi = p(\cdot, t)$ in (3.9) that

$$\varepsilon^{-1} \int_0^T (\theta_q(0,\cdot) - \underline{\theta})^- \hat{\theta}_{\bar{q}}(0,\cdot) dt = - \int_0^T p(y_0,\cdot) \bar{q} dt$$

leading to (4.31). \square

Remark 4.1 *Writing that $\sigma\varepsilon(\cdot)\theta_q(0,\cdot)^3 \in L^\infty(0,T)$ and that $-\varepsilon^{-1}(\theta_q(0,\cdot) - \underline{\theta})^- \in L^2(0,T)$, we obtain, following the steps 1 and 2 of the proof of Theorem 3.1, that the adjoint variable p solution of the linear weak formulation (4.35)-(4.36) is unique and satisfies the regularity $p \in L^\infty(0,T;H) \cap L^2(0,T;V)$. Consequently, $p(y_0,\cdot)$ is in $L^2(0,T)$ and the first integral in (4.31) is well-defined.*

We now define the function $\hat{q} \in H_{0,0}^1(0,T) = \{q \in H^1(0,T), q(0) = 0\}$ as the unique solution of the formulation:

$$\int_0^T \left(\|\hat{q}\|_{L^1(0,T)} \bar{q} + \alpha(\hat{q}\bar{q} + \hat{q}_t\bar{q}_t) \right) dt = \langle J'_{\alpha,\varepsilon}(q), \bar{q} \rangle, \quad \forall \bar{q} \in H_{0,0}^1(0,T)$$

so that $\langle J'_{\alpha,\varepsilon}(q), \hat{q} \rangle = \|\hat{q}\|_{L^1(0,T)}^2 + \alpha\|\hat{q}\|_{H_{0,0}^1(0,T)}^2$ is non negative. This property allows to define the fixed step gradient projection algorithm : given $q^0 \in \mathcal{D}$, $\eta > 0$ small enough, compute iteratively with respect to k the sequence $q^k \in \mathcal{D}$ as follows

$$q^{k+1} = P_{\mathbb{R}^+}(q^k - \eta J'(q^k)), \quad k \geq 0 \quad (4.37)$$

so that $(q^k)_{k \in \mathbb{N}}$ is a minimizing sequence for $J_{\alpha, \epsilon}$. (4.37) can be decomposed into the following steps: given $q^k \in \mathcal{D}$,

- Compute $\hat{q}^k \in H_{0,0}^1(0, T)$ unique solution of

$$\int_0^T \left(\|\hat{q}^k\|_{L^1(0, T)} \bar{q} + \alpha(\hat{q}^k \bar{q} + (\hat{q}^k)_t \bar{q}_t) \right) dt = \langle J'_{\alpha, \epsilon}(q^k), \bar{q} \rangle, \quad \forall \bar{q} \in H_{0,0}^1(0, T); \quad (4.38)$$

- Set $q^{k+1/2} := q^k - \eta \hat{q}^k \in H_{0,0}^1(0, T)$ and then $q^{k+1} := \max(0, q^{k+1/2}) \in \mathcal{D}$.

Remark 4.2 (4.38) is equivalent to non local differential equation

$$\begin{cases} \alpha(\hat{q} - \hat{q}_{tt}) + \|\hat{q}\|_{L^1(0, T)} = \alpha(q - q_{tt}) + \|q\|_{L^1(0, T)} - p(y_0, \cdot), & t \in (0, T), \\ \hat{q}(0) = 0, \hat{q}_t(T) = q_t(T). \end{cases}$$

Remark that actually we may drop the L^1 -norm in the left hand side: since $H^1(0, T) \subset L^1(0, T)$, the resulting sequence is still in \mathcal{D} . Moreover, we may impose the Dirichlet assumption $\hat{q}^n(T) = 0$; (4.38) is unchanged except that the space for the test functions \bar{q} is then $H_0^1(0, T)$.

5 Approximation of the optimal control problem and experiments

5.1 Numerical approximation

The approximation of the variational formulations (3.9) and (4.35) is performed using a finite element approximation with respect to the space variable y and a finite difference approximation with respect to the time variable t . For convenience, we replace the Neumann boundary condition at $y = h_e$ by a Dirichlet condition (see Remark 3.2). Let N_y a positive integer and $(x_i)_{i=1, \dots, N_y}$ a subdivision of the interval $[0, h_e]$ such that $y_0 = 0$, $y_{N_y} = h_e$ and $y_i < y_{i+1}$ for all i and $[0, h_e] = \cup_{i=0}^{N_y-1} [y_i, y_{i+1}]$. We note $h = \max_i |y_{i+1} - y_i|$. We then introduce the following conformal finite element approximation V_h of V :

$$V_h = \{\theta_h \in C^1([0, h_e]), \theta_h|_{[x_i, x_{i+1}]} \in \mathbb{P}_3 \quad \forall i = 1, \dots, N_y - 1\}$$

where \mathbb{P}_3 denotes the space of polynomial functions of order 3. We also consider, for some $\theta_d \in \mathbb{R}$ the space $V_h^d = \{\theta_h \in V_h, (\theta_h)(h_e) = \theta_d\}$. The weak formulation associated to (2.4) (see (3.9-3.10)) is then approximated as follows: find $\theta_h \in L^2(0, T, V_h^d)$ such that

$$\begin{aligned} (c\theta_{h,t}(t), \phi_h)_H + a(t, \theta_h(t), \phi_h) + \sigma \varepsilon(t) \theta_h(0, t)^4 \phi_h(0) \\ = q(t) \phi_h(y_0) + f_1(t) \phi_h(0), \quad \forall \phi_h \in V_h, a.e. t \in (0, T) \end{aligned} \quad (5.39)$$

and

$$\theta_h(0) = \pi_h(\theta_0) \quad (5.40)$$

where $\pi_h : V \rightarrow V_h$ is the projection operator over V_h . Similarly, let N_t be a positive integer and $(t_n)_{n=1, \dots, N_t}$ a uniform subdivision of the time interval $[0, T]$ such that $t_0 = 0$, $t_{N_t} = T$ and $t_n = n\Delta t$ for all n and $[0, T] = \cup_{n=0}^{N_t-1} [t_n, t_{n+1}]$. We note by (θ_h^n) an approximation of $\theta_h(\cdot, t_n)$ the solution of the following implicit Euler type scheme:

$$\begin{cases} \theta_h^0 = \pi_h(\theta_0), \\ \left(c \frac{\theta_h^{n+1} - \theta_h^n}{\Delta t}, \phi_h \right)_H + a(t_{n+1}, \theta_h^{n+1}, \phi_h) + 4\sigma \varepsilon(t_{n+1}) (\theta_h^n(0))^3 \theta_h^{n+1}(0) \phi_h(0) \\ - 3\sigma \varepsilon(t_n) (\theta_h^n(0))^4 \phi_h(0) = q(t_{n+1}) \phi_h(y_0) + f_1(t_{n+1}) \phi_h(0), \quad \forall \phi_h \in V_h, n \geq 0. \end{cases} \quad (5.41)$$

In particular, the nonlinear term $\theta_h^4(t_{n+1})$ is approximated as follows :

$$\theta_h^4(t_{n+1}) = 4\theta_h^3(t_n)\theta_h(t_{n+1}) - 3\theta_h^4(t_n) + \mathcal{O}(\Delta t), \quad \forall n.$$

In the sequel, we define $\Theta_h = \{\theta_h^n\}_{n=0, \dots, N_t} \in (V_h)^{N_t+1}$. The extremal problem (\mathcal{P}_ϵ) is then approximated by the following one :

$$(\mathcal{P}_{\epsilon, h, \Delta t}) : \quad \inf_{q_{\Delta t} \in \mathcal{D}_{\Delta t}} J_{\alpha, \epsilon}(q_{\Delta t}) := \frac{1}{2} \|q_{\Delta t}\|_{L^1(0, T)}^2 + \frac{\alpha}{2} \|q_{\Delta t}\|_{H^1(0, T)}^2 + \frac{\epsilon^{-1}}{2} \left\| (\pi_{\Delta t}(\Theta_h(0)))(t) - \underline{\theta} \right\|_{L^2(0, T)}^2.$$

Here, $\Pi_{\Delta t}(\Theta_h(0))(t)$ is the piecewise affine function such that $\Pi_{\Delta t}(\Theta_h(0))(t^n) = \theta_h^n(0)$ for all n where (θ_h^n) solves (5.41) and

$$\mathcal{D}_{\Delta t} := \left\{ q_{\Delta t} \in H^1(0, T), q_{s, \Delta t}(0) = 0, q_{\Delta t}|_{[t_n, t_{n+1}]} \in \mathbb{P}_1, q_{\Delta t}(t_n) \geq 0, \forall n \geq 0 \right\}.$$

The extremal point of the functional $J_{\alpha, \epsilon}$ in $\mathcal{D}_{\Delta t}$ is determined by using the gradient projection algorithm described in the previous section. In particular, the adjoint problem (4.35-4.36) is approximated as follows:

$$\begin{cases} p_h^{N_t} = 0, \\ - \left(c \frac{p_h^{n+1} - p_h^n}{\Delta t}, \phi_h \right)_H + a(t_n, p_h^n, \phi_h) + 4\sigma\epsilon(t_n)(\theta_h^n(0))^3 p_h^n(0) \phi_h(0) \\ \quad = -\epsilon^{-1}(\theta_h^n(0) - \underline{\theta})^- \phi_h(0), \quad \forall \phi_h \in V_h, n \geq 0. \end{cases} \quad (5.42)$$

5.2 Presentation of the experimental data and initial condition

We use real data obtained from measurements on the French highway A75 in Cantal (1100 meter altitude) from october 2009 to march 2010. Measurements are made each hour and allow to compute the time functions f_1 and f_2 defined in (2.6). Figure 4 depicts these functions.

For the other parameters, we use numerical values obtained from experimental validations described in [2]: precisely, the albedo of the road surface is $A = 0.08$ (used in f_1), while for the emissivity function of the road, we use the constant value $\epsilon(t) = 0.92$. Even if measurements of ϵ show a time variability and a sensitivity of the road surface temperature $\theta(0, \cdot)$ w.r.t. ϵ (see Figure 5), the lack of emissivity measurements on a long period requires to identify a constant value $\epsilon = 0.92$ leading however to a good agreement between simulated and measured temperatures [2]. Remark however that Theorem 3.1 is valid for time-dependent function.

As described in Figure 3, the road is composed of 4 layers of depth $e_1 = 0.06m$, $e_2 = 0.08m$, $e_3 = 0.05m$ and $e_4 = h_e - e_1 + e_2 + e_3 = 14.81m$ respectively. The total height of the road structure is $h_e = 15m$. The specific heat function c and the thermal conductivity function k are constant on each layer and takes the following values [2]:

$$(c(y), k(y)) = \begin{cases} (c_1, k_1) = (2144309, 2.34), & y \in (0, e_1), \\ (c_2, k_2) = (1769723, 1.56), & y \in (e_1, e_1 + e_2), \\ (c_3, k_3) = (2676728, 1.76), & y \in (e_1 + e_2, e_1 + e_2 + e_3), \\ (c_4, k_4) = (1947505, 2.08), & y \in (e_1 + e_2 + e_3, h_e). \end{cases}$$

Moreover, the initial condition θ_0 is a priori not determined by experiments. We define the initial condition as the solution of the stationary model and satisfying the compatibility conditions (3.13) of Theorem 3.1: more precisely, we consider the solution of the boundary value problem :

$$\begin{cases} - (k(y)\theta_{0,y}(y))_y = 0, & y \in (0, h_e), \\ - k(0)\theta_{0,y}(0) = f_1(0) - f_2(0)\theta_0(0) - \sigma\epsilon(0)\theta_0(0)^4, & \theta_0(h_e) = \theta_d. \end{cases} \quad (5.43)$$

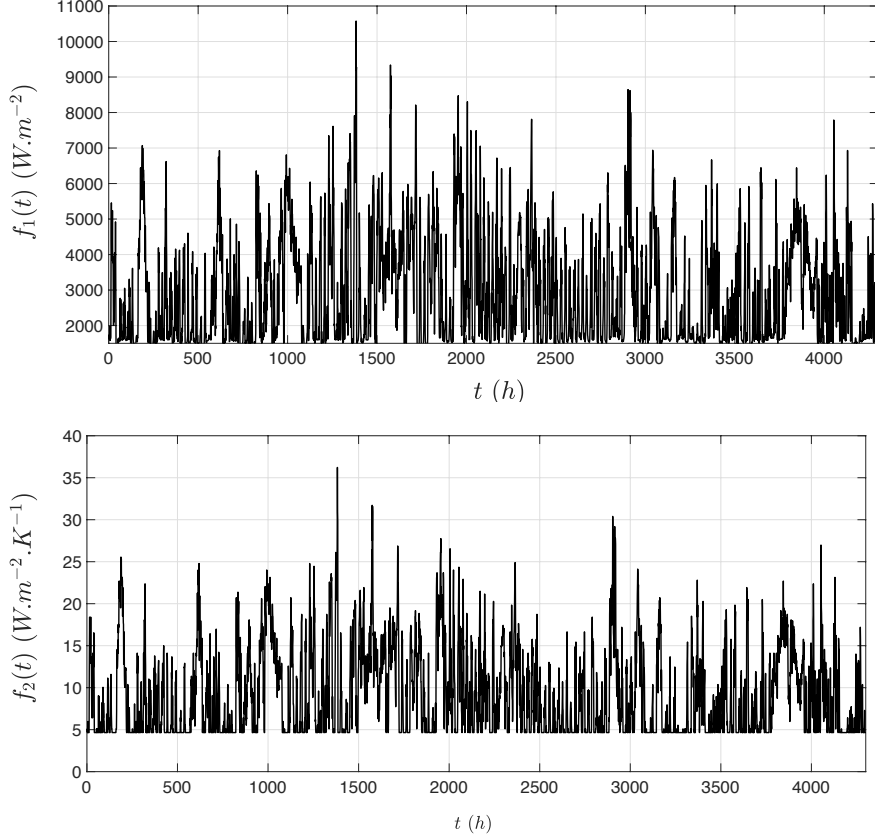


Figure 4: The time functions f_1 (top) and f_2 (bottom) defined in (2.6).

Here, we have replaced the homogeneous Neumann boundary condition $\theta_{0,y}(h_e) = 0$ by a Dirichlet condition $\theta(L) = \theta_d$; the reason is that the temperature, at the height $h_e = 15m$ under the road surface, is time independent and close to a value equal to 15 degree celsius (equivalently $273.15 + 15$ Kelvin). The resolution of the non linear boundary value problem with $\theta_d = 288.15$, using a Newton type algorithm and a finite element discretization as above, leads to a continuous function, affine on each layers, and increasing from the value $\theta_0(y = 0) \approx K + 6.29$ Kelvin at the road surface to $\theta_0(y = h_e) = \theta_d$ Kelvin. Moreover, by definition, this solution θ_0 satisfies the assumption $(k(\theta_0)_y)_y \in V'$ (see \mathcal{H}), that is the jump $[k(\theta_0)_y \cdot \nu]$ is equal to zero at $y = e_1, e_1 + e_2$ and at $y = e_1 + e_2 + e_3$. Eventually, we observe that the value $\theta_0(y = 0) \approx 279.43$ Kelvin as the initial temperature at the road surface is in agreement with typical measurements in october (we recall that our study is based on measurements from october 2009 to march 2010).

5.3 Numerical experiments : Optimal control minimizing $J_{\alpha,\epsilon}$

We now discuss some numerical experiments associated to the optimal problem (\mathcal{P}_ϵ) : very precisely, we minimize over \mathcal{D} the functional

$$J_{\alpha,\epsilon}(q) := \frac{1}{2} \|q\|_{L^1(0,T)}^2 + \frac{\alpha}{2} \left(T \|q\|_{L^2(0,T)}^2 + \frac{T^3}{4\pi^2} \|q_t\|_{L^2(0,T)}^2 \right) + \frac{\epsilon^{-1}}{2} \left\| (\theta_q(0, \cdot) - \underline{\theta})^- \right\|_{L^2(0,T)}^2. \quad (5.44)$$

It is necessary to adjust the constants in front of the norms in term of the time interval T , which is, expressed in seconds, large: precisely $T = 15494400$ seconds (equivalently 4304 hours). We use for that

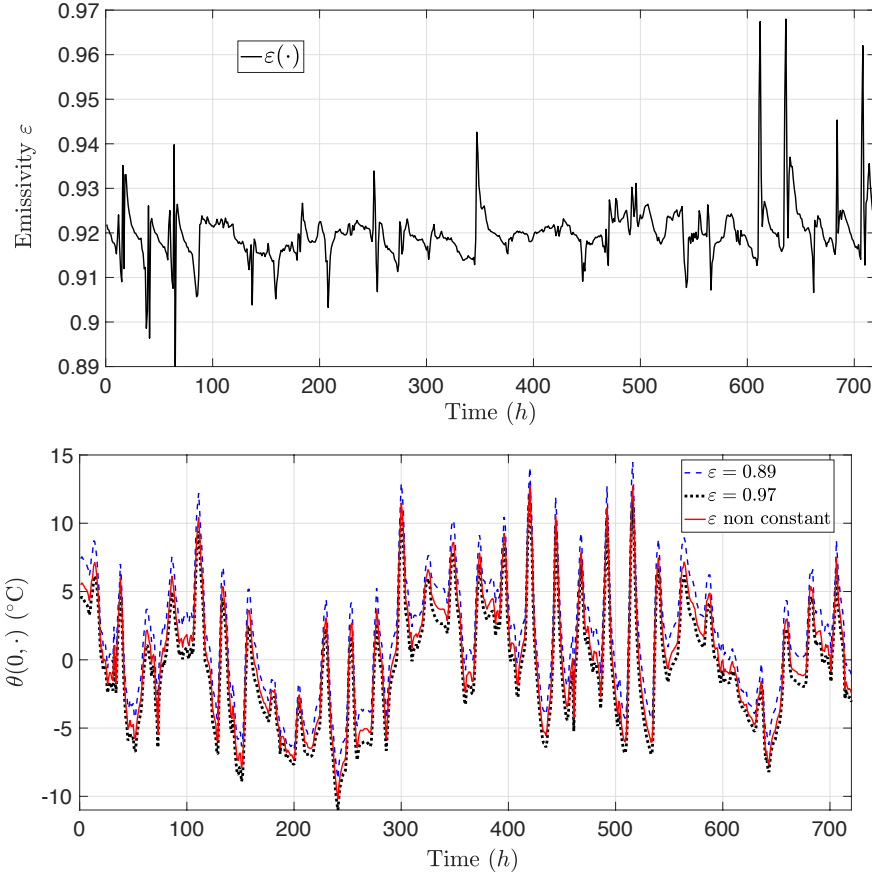


Figure 5: Measurements over one month of the emissivity ε (top) and the road surface temperature $\theta(0, \cdot)$ for the time-dependent ε , and constant ε 's respectively fixed to the minimal and maximal values (bottom).

the inequality $\|q\|_{L^1(0,T)} \leq \sqrt{T}\|q\|_{L^2(0,T)}$ and the Wirtinger inequality $\|q\|_{L^2(0,T)} \leq T/(2\pi)\|q_t\|_{L^2(0,T)}$ (taking $q(0) = q(T) = 0$). For the same reasons, coefficients must be properly chosen in the computation of the descent direction (see (4.38)): we use here

$$\int_0^T \left(\hat{q}^k \bar{q} + T(\hat{q}^k)_t \bar{q}_t \right) dt = \langle J'_{\alpha, \varepsilon}(q^k), \bar{q} \rangle, \quad \forall \bar{q} \in H_{0,0}^1(0, T). \quad (5.45)$$

Similarly, the penalty parameter ε is adjust so that the optimal control leads to values of the same order for the norm $\|(\theta_q(0, \cdot) - \underline{\theta})^-\|_{L^2(0,T)}$, independently of the value of the parameter α , the value of the height y_0 (punctual support of the control q) and of the minimal temperature required $\underline{\theta}$.

The time discretization parameter Δt is given by the data: Δt =one hour over a period of 4304 hours. Scaled to a time interval of length one, $\Delta t = 1/4304 \approx 2.32 \times 10^{-4}$. Concerning the approximation with respect to y , we use a non uniform discretization of the interval $[0, h_e]$: precisely, we use 50 finite elements in each layers of height 0.06, 0.08, 0.05 and 14.81 meters respectively. In the sequel, all iterative algorithms used to approximate the optimal controls are initialized with a zero source $q_0 = 0$ and stopped at iterate k with the criterion $|J(q_k) - J(q_{k-1})|/J(q_0) \leq 10^{-10}$, where J is the minimized function and q_k is the k^{th} iterate of the control.

In order to analyse the specific effect of the L^1 norm minimization in (5.44), we start by the standard

minimization of the $L^2(0, T)$ norm :

$$\inf_{q \in L^2(0, T), q \geq 0} \tilde{J}_\epsilon(q) \quad (5.46)$$

where

$$\tilde{J}_\epsilon(q) := \frac{1}{2} \|q\|_{L^2(0, T)}^2 + \frac{\epsilon^{-1}}{2} \left\| (\theta_q(0, \cdot) - \underline{\theta})^- \right\|_{L^2(0, T)}^2. \quad (5.47)$$

We gather in Table 1 some numerical norms of the optimal control q of (5.46) with respect to the penalty parameter ϵ . The punctual control q is located on the middle of the porous layer, i.e. at $y_0 = 0.1m$.

The minimal temperature required along the six months period is $\underline{\theta} = 275.15$ Kelvin: we therefore consider a slightly larger value than 273.15 (corresponding the 0 degree Celsius) in order to account for the possible errors in the experimental measurements and models. Remark that the initial condition θ_0 , solution of (5.43), satisfies this property. As expected, $\|q\|_{L^2(0, T)}$, $\|q\|_{L^1(0, T)}$ and $\|q\|_{L^\infty(0, T)}$ increase and $\|(\theta(0, \cdot) - \underline{\theta})^- \|_{L^\infty(0, T)}$ decreases when ϵ decreases.

ϵ	10^{-6}	4.10^{-6}	10^{-5}	5.10^{-5}	10^{-4}
$\ q\ _{L^2(0, T)}$	2.68×10^5	2.66×10^5	2.62×10^5	2.48×10^5	2.35×10^5
$\ q\ _{L^1(0, T)}$	5.83×10^8	5.79×10^8	5.73×10^8	5.46×10^8	5.23×10^8
$\ q\ _{L^\infty(0, T)}$	4.14×10^2	4.00×10^2	3.89×10^2	3.54×10^2	3.18×10^2
$\ (\theta(0, \cdot) - \underline{\theta})^- \ _{L^2(0, T)}$	1.47×10^1	5.40×10^1	1.23×10^2	4.71×10^2	8.10×10^2
$\ (\theta(0, \cdot) - \underline{\theta})^- \ _{L^\infty(0, T)}$	6.03×10^{-2}	1.90×10^{-1}	4.01×10^{-1}	1.11×10^0	1.72×10^0
# iterates	183	234	130	64	56

Table 1: Numerical norms of the optimal control of problem (5.46) with respect to the parameter $\epsilon \in \{10^{-6}, 10^{-4}\}$ - $y_0 = 0.1$.

Table 2 collects some numerical norms of the optimal control q (minimizer of the functional $J_{\alpha, \epsilon}$) with respect to the regularizing parameter α . The penalty parameter ϵ is chosen so that, for each α , the L^2 -norm $\|(\theta(0, \cdot) - \underline{\theta})^- \|_{L^2(0, T)}$ takes approximatively the value 5×10^1 , leading to a violation of the constraint $\theta(0, t) \geq K + 2$ of the order 10^{-1} degree (see $\|(\theta(0, \cdot) - \underline{\theta})^- \|_{L^\infty(0, T)}$ in Table 2).

α	10^{-7}	10^{-6}	10^{-5}	10^{-4}	10^{-3}
ϵ	10^{-12}	7.10^{-13}	5.10^{-13}	3.10^{-13}	2.10^{-13}
$\ q\ _{L^2(0, T)}$	2.97×10^5	2.86×10^5	2.81×10^5	2.93×10^5	3.17×10^5
$\ q\ _{L^1(0, T)}$	4.46×10^8	4.65×10^8	5.26×10^8	6.20×10^8	7.67×10^8
$\ q\ _{H^1(0, T)}$	2.85×10^1	1.61×10^1	7.40×10^0	3.10×10^0	1.49×10^0
$\ q\ _{L^\infty(0, T)}$	5.06×10^2	4.06×10^2	3.58×10^2	3.18×10^2	2.85×10^2
$\ (\theta(0, \cdot) - \underline{\theta})^- \ _{L^2(0, T)}$	4.09×10^1	3.88×10^1	4.32×10^1	4.52×10^1	6.07×10^1
$\ (\theta(0, \cdot) - \underline{\theta})^- \ _{L^\infty(0, T)}$	9.33×10^{-2}	9.30×10^{-2}	1.35×10^{-1}	2.11×10^{-1}	4.32×10^{-1}
# iterates	2 201	1 345	1 779	2 441	12 455

Table 2: Numerical norms of the optimal control minimizing (5.44) with respect to the parameter $\alpha \in \{10^{-7}, 10^{-3}\}$ - $y_0 = 0.1$.

As we can see in Figure 6, the L^1 -minimization (smaller α) leads to a sparse control with a higher L^∞ norm (see [6]), but with a smaller L^1 norm. Moreover higher is α , more regular is the control, smaller is the L^∞ norm and higher is the L^1 norm (see Table 2).

In order to avoid large punctual values for the optimal L^1 control, which may be not physical or unrealistic at the practical level, we constrain it to take its values in a given interval $[0, \lambda]$. Results in Section 4 may be easily adapted to this new situation. Figure 7 displays some optimal controls satisfying

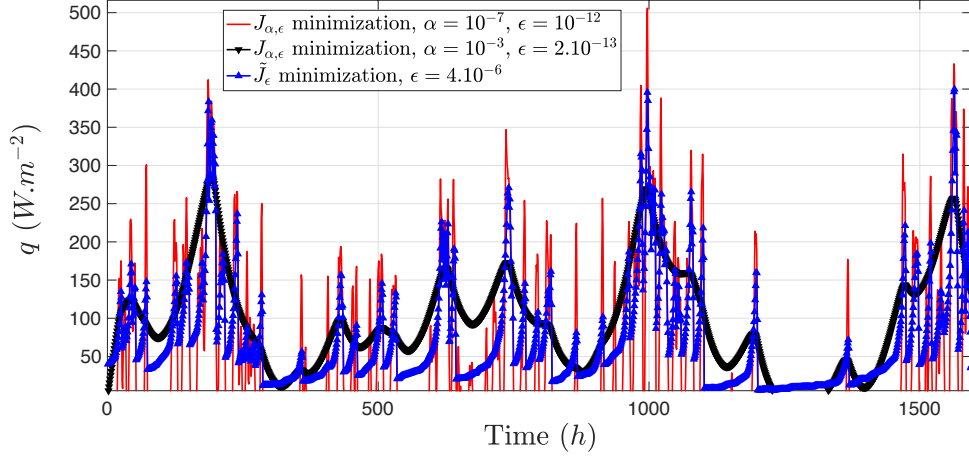


Figure 6: Optimal controls q on $[0, 1600]$ corresponding to the minimization of $J_{\alpha, \epsilon}$ and \tilde{J}_ϵ .

the additional condition $\|q\|_{L^\infty} \leq \lambda$ for $\lambda = 200$ and 285 (the unbounded case $\lambda = +\infty$ is plotted as well for comparison).

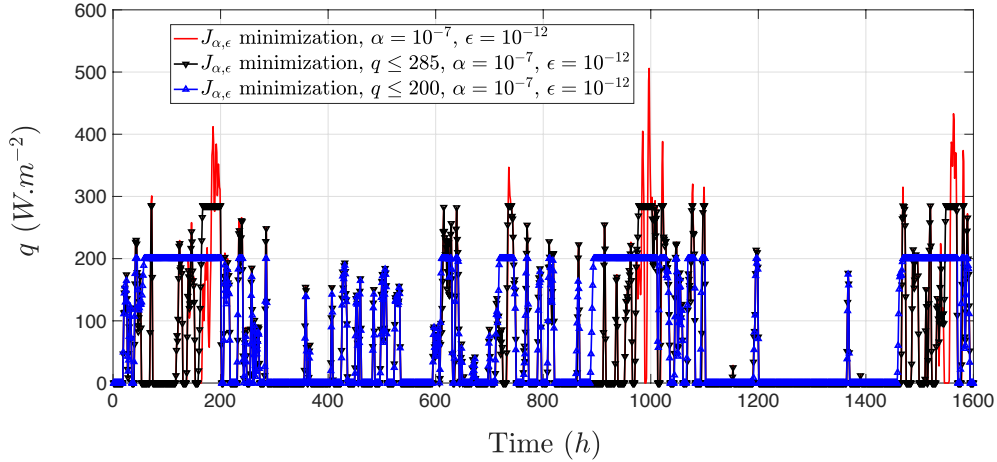


Figure 7: Optimal controls q on $[0, 1600]$ corresponding to the minimization of $J_{\alpha, \epsilon}$ under the additional constraint $\|q\|_{L^\infty} \leq \lambda$ for $\lambda = 200$ and 285 .

We notice the effect of such boundedness on the sparsity of the control, which tends to decrease when λ decreases, as we can see especially for $\lambda = 200$. However, in this latter case, $\|q\|_{L^1(0, T)} = 5.78 \times 10^8$, which is much higher than 4.63×10^8 or 4.46×10^8 corresponding respectively to $\lambda = 285$ and $\lambda = +\infty$. Moreover, the value λ is not large enough to satisfy the constraint at the surface of the road, since we obtain $\|(\theta(0, \cdot) - \underline{\theta})^-\|_{L^\infty(0, T)}$ of order 2.0, much larger to that corresponding to $\lambda = 285$ and $\lambda = +\infty$ (less than 0.2), as we can see in Figure 8. A minimal maximal punctual value of the source term is then necessary to maintain the road out of frost or snow (see Section 5.4 on bang-bang controls).

It is also interesting to study the local effect of control. As can be seen in Figure 9, the more the control is regular, the less it reacts instantaneously with respect to the uncontrolled surface temperature $\theta_{q=0}(0, \cdot)$.

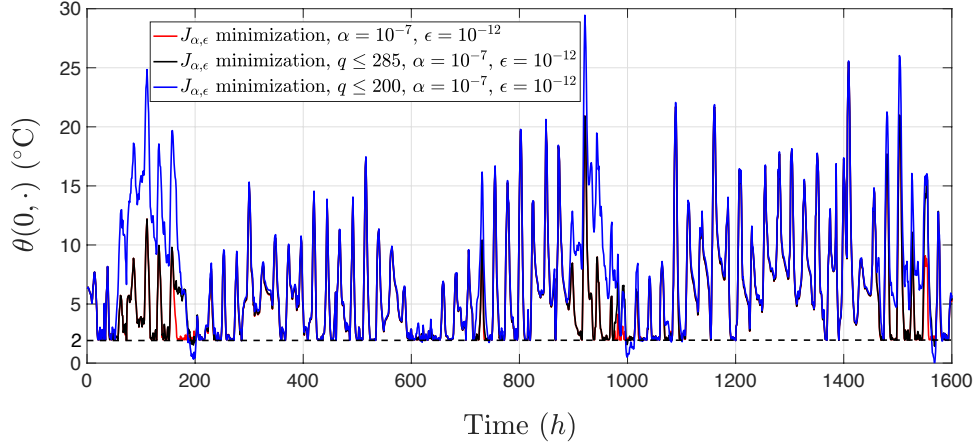


Figure 8: Surface temperature $\theta(0, \cdot)$ on $[0, 1600]$ corresponding to the minimization of $J_{\alpha, \epsilon}$ for different bounds of $\|q\|_{\infty}$.

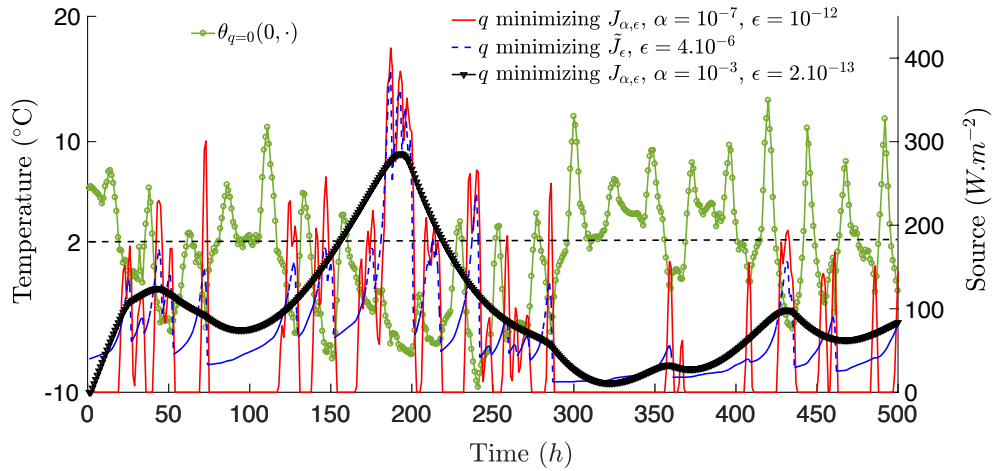


Figure 9: Surface temperature $\theta_{q=0}(0, \cdot)$, and sources q represented on $[0, 500]$ corresponding to the minimization of $J_{\alpha, \epsilon}$ with $\alpha = 10^{-3}$ and $\epsilon = 2.10^{-13}$, $\alpha = 10^{-7}$ and $\epsilon = 10^{-12}$ and \tilde{J}_{ϵ} with $\epsilon = 4.10^{-6}$.

5.4 Bang-bang control

We are now looking for so-called bang-bang controls: there are more convenient on a practical viewpoint as they take only a finite number of distinct values. Precisely, we assume that controls q take the form

$$q(t) = \lambda s(t), \quad \lambda \geq 0, s(t) \in \{0, 1\},$$

so that the control q takes only two values, 0 or λ . Remark that such controls are only in $L^{\infty}(0, T)$ and therefore do not fall in the framework of Theorem 3.1. The sequel of this section is thus formal. For any $L \in (0, 1)$, we therefore consider formally the extremal problem

$$\left\{ \begin{array}{l} \inf_{(\lambda, s) \in \mathcal{S}_L} J(\lambda, s) = \frac{1}{2} \lambda^2, \\ \mathcal{S}_L := \left\{ \lambda \in \mathbb{R}^+, s \in L^{\infty}([0, T], \{0, 1\}), \|s\|_{L^1(0, T)} = LT, \theta = \theta(q = \lambda s) \text{ solves (2.4)} \right\} \end{array} \right. \quad (5.48)$$

and minimize the amplitude λ of the control q , assume piecewise constant. A volume constraint through the parameter L is introduced here to prevent the optimal control to be constant $q(t) = \lambda$ (i.e. $s(t) = 1$) for all t . Adapting [15], we introduce two penalty parameters ϵ and ϵ_1 for the constraints $s \in \{0, 1\}$ and $\theta(0, t) - \underline{\theta} > 0$, $t \in (0, T)$ respectively and a scalar Lagrange multiplier μ for the L^1 -constraint on the density function s . This leads to the saddle-point problem

$$\begin{cases} \sup_{\mu \in \mathbb{R}} \inf_{(\lambda, s) \in \mathbb{R}^+ \times L^\infty([0, T])} \mathcal{L}(s, \lambda, \mu) := J_{\epsilon, \epsilon_1}(s, \lambda) + \mu \int_0^T (s(t) - L) dt, \\ J_{\epsilon, \epsilon_1}(s, \lambda) := \frac{\lambda^2}{2} + \frac{\epsilon^{-1}}{2} \int_0^T ((\theta(0, t) - \underline{\theta})^-)^2 dt + \epsilon_1^{-1} \int_0^T s(t)(1 - s(t)) dt \end{cases} \quad (5.49)$$

and then to the gradient projection algorithm : given $\lambda^0 \geq 0$ and $s^0 \in L^\infty([0, T], \{0, 1\})$ satisfying the constraint $\|s^0\|_{L^1([0, T])} = LT$, compute iteratively the sequence $(s^k, \lambda^k)_{(k > 0)}$:

$$\begin{cases} \lambda^{k+1} = P_{\mathbb{R}^+} \left(\lambda^k - \eta \left(\lambda^k - \int_0^T s^k(t) p^k(y_0, t) dt \right) \right), \\ s^{k+1}(t) = P_{[0, 1]} \left(s^k(t) - \eta \left(\epsilon_1^{-1} (1 - 2s^k(t)) - \lambda^k p^k(y_0, t) + \mu^k \right) \right), \end{cases} \quad (5.50)$$

with $\eta > 0$ small enough and $\mu^k \in \mathbb{R}$, the multiplier determined (by a line search algorithm) so that $\|s^{k+1}\|_{L^1(0, T)} = LT$. In (5.50), p^k is the solution of the adjoint problem (4.32) associated to the control function $q^k = \lambda^k s^k$.

With the data and discretization used in Section 5.3, Table 3 provides some characteristics of the bang-bang controls with respect to the parameter $L \in [0, 1]$. We use the numerical value $(\epsilon, \epsilon_1) = (10^{-6}, 10^{-4})$. The projection algorithm is initialized with $\lambda^0 = 0$ and $s^0 = L$. The variation of the bound λ with respect to L is small. Beyond $L = 1/4$, the optimal λ is almost constant. Actually, the amplitude of the control is driven by the data at the beginning of the time interval (corresponding to the colder period) where a large enough control is required, independently of L . Figure 10 depicts the optimal control corresponding to $L = 1/4$ while Figure 11 depicts the associated temperature $\theta(0, \cdot)$ at the road surface. Lower values of L lead to larger amplitudes λ and to an increasing number of switching points (from 0 and λ). We observe L^1 -norm values of the same order as in the previous section (e.g. $\|q\|_{L^1(0, T)} \approx 4.57 \times 10^8$ for $L = 1/10$). Actually, for small values of L , we observe that the structure of the bang-bang control is similar to the optimal L^1 norm control (see Figure 6 for small α , e.g. $\alpha = 10^{-7}$). The extreme value $L = 1$ (for which the control is active on the whole time period) leads to a value $\lambda = 2.34 \times 10^{-2}$: this value is in agreement with the result of the previous section which indicates that the optimal L^1 control satisfying the additional bound $\|q\|_{L^\infty} \leq 200$ does not allow to maintain the temperature greater than $\underline{\theta}$.

L	1/10	1/5	1/4	1/3	1
$\ q\ _{L^1(0, T)} = \lambda LT$	4.57×10^8	7.33×10^8	9.05×10^8	1.21×10^9	3.63×10^9
$\ q\ _{L^\infty(0, T)} = \lambda$	2.95×10^2	2.37×10^2	2.34×10^{-2}	2.34×10^2	2.34×10^2
$\ (\theta(0, \cdot) - \underline{\theta})^-\ _{L^2(0, T)}$	2.98×10^{-1}	2.21×10^{-2}	3.03×10^{-3}	1.74×10^{-4}	1.93×10^{-3}
$\ (\theta(0, \cdot) - \underline{\theta})^-\ _{L^\infty(0, T)}$	3.65×10^{-1}	4.66×10^{-2}	2.16×10^{-2}	3.56×10^{-6}	4.01×10^{-5}
# iterates	456	361	312	197	102

Table 3: Characteristics of the bang-bang controls with respect to L .

5.5 Command law

A priori, the optimal control we obtain in the previous section is non local in the sense that its value $q(t)$ at the time $t \in (0, T)$ depends on the values of the data functions f_1, f_2, ϵ on the full time interval.

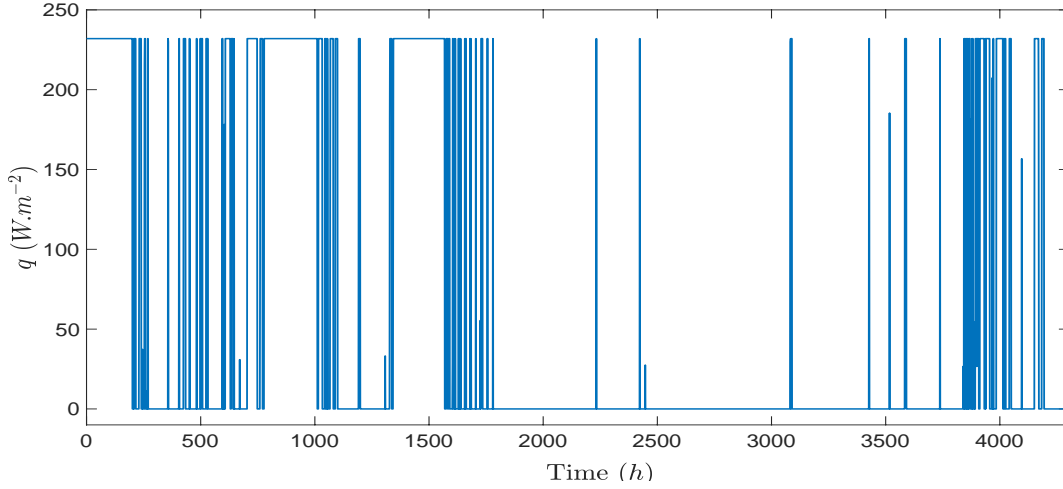


Figure 10: Optimal bang-bang control q on $[0, T]$ corresponding to $L = 1/4$. $q(t) = \lambda s(t)$ with $\lambda \approx 2.34 \times 10^2$.

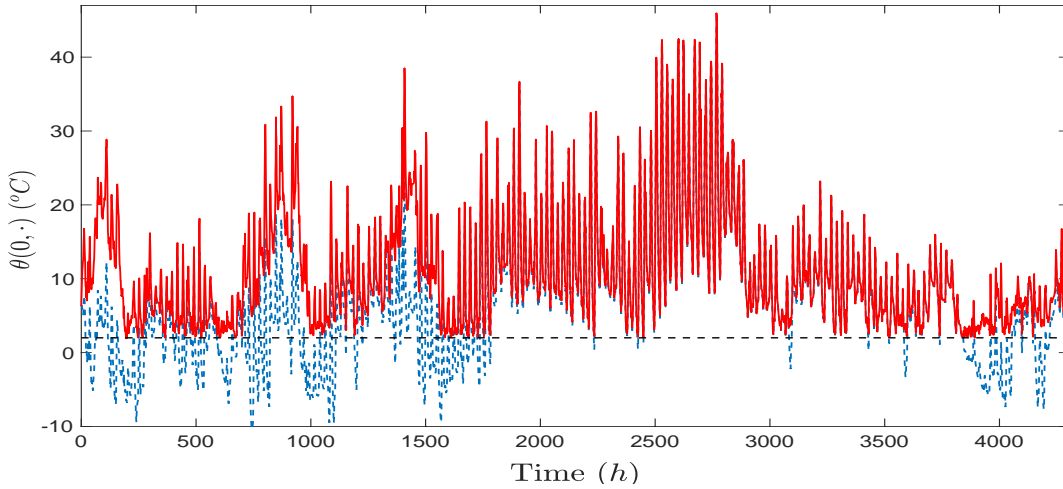


Figure 11: Temperature $\theta(0, \cdot)$ at the road surface on $[0, T]$ in the controlled (red full line) and uncontrolled case (dot blue line).

This may not be realistic from a practical point of view. A first way to circumvent, in the spirit of [4] is to split the time interval into a finite number of sub-intervals and then compute optimal control on each subinterval.

A second way is to consider a source q which depends explicitly on the data. According to (4.28), for $y_0 = 0$, if the source q satisfy the condition $q + f_1(t) - f_2(t)\underline{\theta} - \sigma\varepsilon(t)\underline{\theta}^4 \geq 0$, then the corresponding variable θ_q satisfies $\theta_q(0, t) - \underline{\theta} \geq 0$ for all $t \in (0, T)$. This suggests to consider, in our context where y_0 is close to zero, the following explicit source

$$q(t) = \max\left(0, -\left(f_1(t) - f_2(t)\underline{\theta} - \sigma\varepsilon(t)\underline{\theta}^4\right) + \delta\right) \quad (5.51)$$

for some real $\delta \geq 0$ large enough, dependent of y_0 . Table 4 gives the L^1 -norm of q and the corresponding value of $\min((\theta(0, \cdot) - \underline{\theta})^-)$ for some values of δ . The value $\delta = 55$ is enough to satisfies the condition $\theta(0, \cdot) \geq 2^\circ\text{C}$ at the road surface. The corresponding L^1 -norm $\|q\|_{L^1(0, T)} \approx 7.52 \times 10^8$ is of the same order as in the previous section.

δ	0	50	54	55
$\ q\ _{L^1(0,T)}$	4.01×10^8	7.2×10^8	7.52×10^8	7.60×10^8
$\ q\ _{L^\infty(0,T)}$	2.72×10^2	3.22×10^2	3.26×10^2	3.27×10^2
$\ (\theta(0, \cdot) - \underline{\theta})^-\ _{L^2(0,T)}$	5.49×10^2	1.29×10^1	1.71	0.
$\ (\theta(0, \cdot) - \underline{\theta})^-\ _{L^\infty(0,T)}$	1.91	1.74×10^{-1}	2.92×10^{-2}	0.

Table 4: Characteristics of the temperature θ associated to the source (5.51).

Nevertheless, we observe that source of the form (5.51) is active on some period where the value of $\theta(0, \cdot)$ is (significantly) above $\underline{\theta}$. This is due to the irregularity of functions f_1 and f_2 . A third way is therefore to consider source term q which depends explicitly on the variable θ_q , for instance as follows:

$$q(t) = \begin{cases} 0 & \text{if } \theta(0, t - \delta) \geq \theta_m, \\ 0 & \text{if } \underline{\theta} \leq \theta(0, t - \delta) \leq \theta_m \text{ and } \theta'(0, t - \delta) > 0, \\ f(t, \theta) \left(\theta(0, t - \delta) - \theta_m \right)^- & \text{else} \end{cases} \quad (5.52)$$

for some reals $\theta_m > \underline{\theta}$, $\delta \in (0, T)$ and a negative function f which depends only at time t on the temperature $\theta(s)$, $s \in (0, t)$. Such source is active at time $t \geq \delta$ if and only if two situations occurs: either when the value of $\theta(0, t - \delta)$ is below $\underline{\theta}$, either when the value of $\theta(0, t - \delta)$ is slightly above $\underline{\theta}$ (precisely, in the range $[\underline{\theta}, \theta_m]$) but decreases with respect to the time variable. Figure 12 depicts the source (5.52) associated to the value with $\theta_m = 273.15 + 3$ and $\delta = 1$ hour and the corresponding temperature $\theta(0, \cdot)$. We take here simply for f a large enough constant so that $\|(\theta(0, \cdot) - \underline{\theta})^-\|_{L^\infty(0,T)} \approx 0.08$ leading to $\|q\|_{L^1(0,T)} \approx 1.01 \times 10^9$ and $\|q\|_{L^\infty(0,T)} \approx 8.48 \times 10^2$. Although larger than for the optimal controls computed earlier, these values, associated to the source q given by (5.52) explicitly in term of the history of the temperature, lead to promising results.

6 Perspectives

6.1 Control by a road surface heating source: a different mathematical approach

If the source q is located at the road surface (i.e. $y_0 = 0$), we can construct a control by introducing a Signorini boundary condition as follows. Indeed, in the case where q is acting on the road surface, the right-hand side term of the first equation of (2.4) vanishes and the boundary condition at $y = 0$ becomes:

$$-k(0)\theta_y(0, t) = f_1(t) - f_2(t)\theta(0, t) - \sigma\varepsilon(t)\theta^4(0, t) + q(t), \quad t \in (0, T). \quad (6.53)$$

Denoting $f(t, u) = -f_1(t) + f_2(t)u - \sigma\varepsilon(t)u^4$, we can eliminate q and replace (6.53) by the Signorini type conditions:

$$f(t, \theta(0, t)) - \theta_y(0, t) \geq 0, \quad \theta(0, t) - \underline{\theta} \geq 0, \quad (f(t, \theta(0, t)) - \theta_y(0, t)) (\theta(0, t) - \underline{\theta}) = 0, \quad (6.54)$$

which are equivalent to $\theta_y(0, t) - f(t, \theta(0, t)) \in \gamma(\theta(0, t))$ where $\gamma : \mathbb{R} \rightarrow \mathcal{P}(\mathbb{R})$ is the following multivalued and maximal monotone operator:

$$\gamma(z) = \emptyset \text{ if } z < \underline{\theta}, \quad \gamma(z) \in]-\infty, 0] \text{ if } z = \underline{\theta}, \quad \gamma(z) = \{0\} \text{ if } z > \underline{\theta}.$$

The formal variational problem under conditions (6.54) is: find θ with $\theta(0, \cdot) \geq \underline{\theta}$ such that for all $v \in H^1(0, h_e)$,

$$\int_0^{h_e} c(y)\theta_t(y, t)v(y)dy + \int_0^{h_e} k(y)\theta_y(y, t)v_y(y)dy + f(t, \theta(0, t))v(0) + \gamma(\theta(0, t))v(0) \ni 0, \quad (6.55)$$

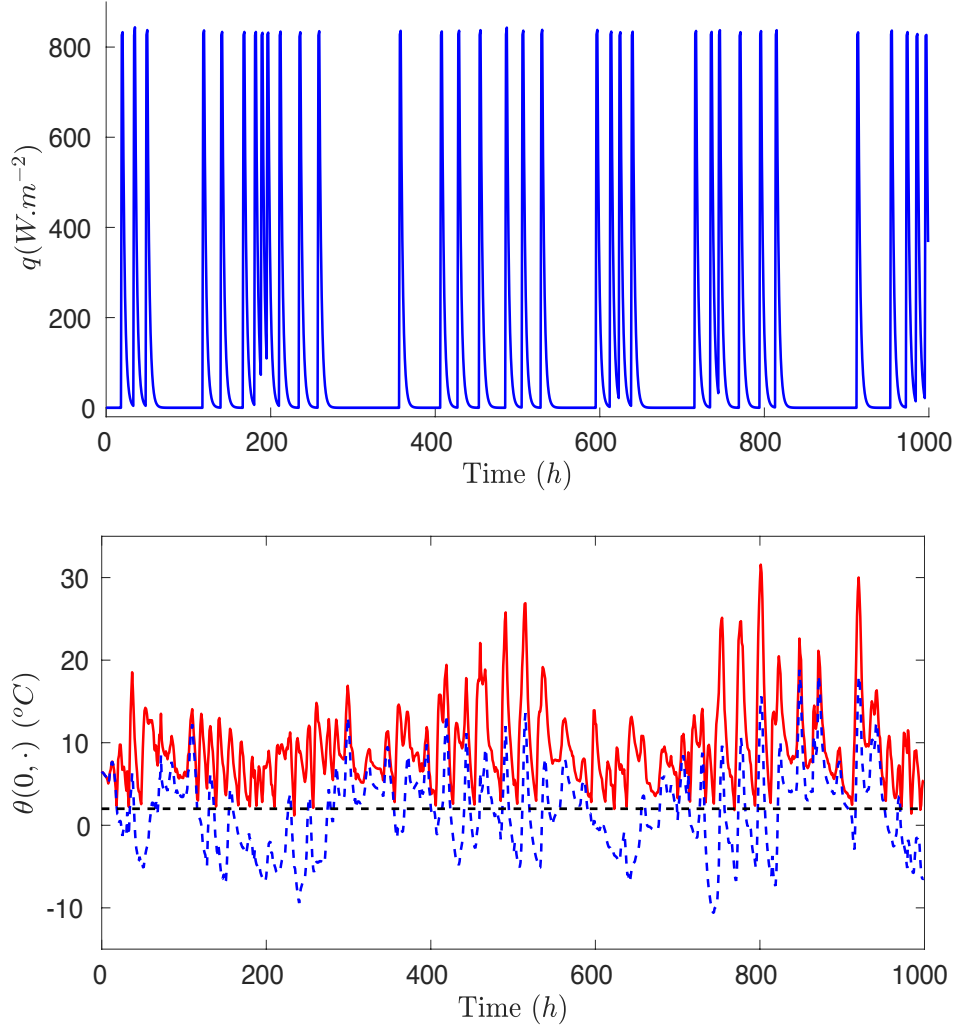


Figure 12: Source q defined by (5.52) for $t \in [0, 1000]$ (Top) and corresponding temperature $\theta(0, \cdot)$ at the road surface.

which is an extension of (3.9) with a multivalued and monotone term $\gamma(\theta)$ added to $\theta^3|\theta|$.

Results of Section 3 may be extended to this variational inclusion as made in [9], leading to an existence and uniqueness result for (6.55), and then to a control $q = -k(0)\theta_y(0, t) - f_1(t) + f_2(t)\theta(0, t) + \sigma\varepsilon(t)\theta^4(0, t)$. From a mathematical viewpoint, it would be interesting to study the link between this control of Signorini type and the L^1 -optimal control exhibited in Section 4.

6.2 Optimal heating for the 2D diffusion-convection model

We are interested in the 2D model described in (2.1)-(2.3) and in Figure 3. In this context, the energy lost by the fluid is expressed as follows:

$$J_2(\theta_f) = ve_2C_f \int_0^T \int_{e_1}^{e_1+e_2} (\theta_f(t) - \theta_{\theta_f}(L, y, t)) dy dt, \quad (6.56)$$

and then the optimal control problem is:

$$\begin{cases} \inf_{\theta_f \in L^1(0,T)} J_2(\theta_f), \text{ subjected to:} \\ \theta_f(t) \geq 0, \theta_{\theta_f}(x, 0, t) \geq \underline{\theta}, \forall (x, t) \in (0, L) \times (0, T), \theta_{\theta_f} \text{ solves (2.1) - (2.3).} \end{cases} \quad (6.57)$$

For wider applications, it will be interesting to address this problem for a 3D model, allowing to take into account a longitudinal slant of the road.

6.3 Storage problem

Once the minimum energy has been calculated, there is the question of its origin. Indeed, in a context of energy transition, we must seek a renewable energy to heat the road. In an urban site, one can imagine using for example a heat network. In the case of an isolated road, one can seek to produce energy during the summer period, store it, and use it during winter. In this case, it is necessary to design a heat storage in a minimal manner. Let us denote by C the thermal capacity of the storage and denote by θ_s its temperature. Considering the thermal losses of the storage and taking energy in this storage, we can express the time evolution of θ_s as follows:

$$C \frac{d\theta_s}{dt}(t) = -A(t)\lambda_s(\theta_s(t) - \theta(y_0, t)) - p(t, \theta_s(t)), \quad (6.58)$$

where λ_s is the heat exchange coefficient between the storage (at temperature θ_s) and the road (at temperature $\theta(y_0, \cdot)$), A is a 0 – 1 function modeling the heat exchange activation and p denotes a law (assumed known) of thermal losses of the storage. In the one dimensional case, we can then consider the following system:

$$\begin{cases} c(y) \frac{\partial \theta}{\partial t}(y, t) - \frac{\partial}{\partial y} \left(k(y) \frac{\partial \theta}{\partial y}(y, t) \right) = (q(t) + A(t)\lambda_s(\theta_s(t) - \theta(y_0, t))) \delta(y_0), (y, t) \in (0, h_e) \times (0, T), \\ -k(0) \frac{\partial \theta}{\partial y}(0, t) = f_1(t) - f_2(t)\theta(0, t) - \sigma \varepsilon(t)\theta^4(0, t), \frac{\partial \theta}{\partial y}(h_e, t) = 0, t \in (0, T), \\ \theta(y, 0) = \theta_0(y), y \in (0, h_e), \\ C \frac{d\theta_s}{dt}(t) = -A(t)\lambda_s(\theta_s(t) - \theta(y_0, t)) - p(t, \theta_s(t)), t \in (0, T). \end{cases} \quad (6.59)$$

The optimization of the capacity and the source q then leads to the following optimization problem:

$$\begin{cases} \inf_{C, A, q} \left(\epsilon_1 C + (1 - \epsilon_1) \int_0^T q(t) dt \right), \text{ subjected to:} \\ C > 0, A(t) \in \{0, 1\}, q(t) \geq 0, \theta_{C, A, q}(0, t) \geq \underline{\theta}, \forall t \in (0, T), \\ |\theta_s(T) - \theta_s(0)| \leq d, \theta_{C, A, q} \text{ solves (6.59)} \end{cases} \quad (6.60)$$

where $\epsilon_1 > 0$ and where $d \geq 0$ is a given (small) real allowing to maintain the storage at its initial temperature after one year (T). This storage problem could be adapted as well to the 2D dimensional problem of Section 6.2.

7 Conclusion

We have presented in this work an original approach to evaluate the minimal energy for heating a road in order to keep its surface frost free. With the help of a transient 1D thermal road model, we look for a heat source inserted in the pavement that allows to maintain the surface temperature above a value allowing the

melting of snow or ice. Theoretical results are established for the uniqueness and existence of a solution to the direct problem and of optimal controls. For these results, we take into account the non-linear term due to the Stefan-Boltzmann law for which an emissivity can depend on time. We analyze the different controls obtained numerically according to we minimize the L^2 , L^1 or H^1 norm of the control. The L^1 norm has the most relevant physical meaning since it corresponds to the energy for heating the road and that we want to minimize. On the other hand, the control is sparse and leads to L^∞ norm higher than that corresponding to the H^1 or L^2 minimization. Also, for a better application, we study a bang-bang control taking only two values and allowing then to bound the control (the heat power). Some estimated optimal energies are given in Section 5: the total energy needed to keep the road surface temperature over 2°C during a winter with snow is about $5.10^8 \text{ J} \simeq 139 \text{ kWh}$ per m^2 of road, with minimal and maximal values per m^2 respectively equal to 124 kWh and 213 kWh . Moreover the L^∞ norm of the optimal power q ranges in $240\text{--}500 \text{ W/m}^2$. In [14], some experiments of heating roads by electric heating cables show needed power and energy equal respectively to $500\text{--}750 \text{ W/m}^2$ and $100\text{--}170 \text{ kWh/m}^2$. In [10, 7] needed power and energy are experimentally evaluated around $400\text{--}500 \text{ W/m}^2$ and $130\text{--}350 \text{ kWh/m}^2$ for de-icing obtained by the circulation of a coolant in pipes inserted in the road. Even if the meteorology is not the same according to the above mentioned studies, one notices that the power and energy provided by our simulations have the same order of magnitude as those obtained experimentally for systems based on electric heating or coolant circulation in pipes. As mentioned in Section 6, we plan to extend our works to the heating system by circulation of a coolant in a bonding porous layer of the road. We will be able to compare our future numerical results with experimental measurements collected on the Egletons demonstrator described in Section 1.

References

- [1] F. AMMAR-KHODJA, S. MICU, AND A. MÜNCH, *Controllability of a string submitted to unilateral constraint*, Ann. Inst. H. Poincaré Anal. Non Linéaire, 27 (2010), pp. 1097–1119.
- [2] S. ASFOUR, F. BERNARDIN, AND E. TOUSSAINT, *Experimental validation of 2d hydrothermal modelling of porous pavement*, Submitted, (2017).
- [3] S. ASFOUR, F. BERNARDIN, E. TOUSSAINT, AND J.-M. PIAU, *Hydrothermal modeling of porous pavement for its surface de-freezing*, Applied Thermal Engineering, 107 (2016), pp. 493 – 500.
- [4] B. AZMI AND K. KUNISCH, *Receding horizon control for the stabilization of the wave equation*, Discrete Contin. Dyn. Syst., 38 (2018), pp. 449–484.
- [5] L. BOUILLOUD AND E. MARTIN, *A coupled model to simulate snow behavior on roads*, Journal of Applied Meteorology and Climatology, 45 (2006), pp. 500–516.
- [6] E. CASAS, C. CLASON, AND K. KUNISCH, *Parabolic control problems in measure spaces with sparse solutions*, SIAM J. Control Optim., 51 (2013), pp. 28–63.
- [7] M. CHEN, S. WU, H. WANG, AND J. ZHANG, *Study of ice and snow melting process on conductive asphalt solar collector*, Solar Energy Materials and Solar Cells, 95 (2011), pp. 3241 – 3250.
- [8] L.-P. CREVIER AND Y. DELAGE, *Metro: A new model for road-condition forecasting in canada*, Journal of Applied Meteorology, 40 (2001), pp. 2026–2037.
- [9] G. DUVAUT AND J.-L. LIONS, *Inequalities in mechanics and physics*, Springer-Verlag, Berlin-New York, 1976. Translated from the French by C. W. John, Grundlehren der Mathematischen Wissenschaften, 219.

- [10] W. EUGSTER, *Road and bridge heating using geothermal energy. overview and examples*, in Proceedings European Geothermal Congress 2007 Unterhaching, 2007.
- [11] R. MALLICK, B. CHEN, S. BHOWMICK, AND M. HUKEN, *Capturing solar energy from asphalt pavements*, in International ISAP Symposium on Asphalt Pavements and Environment, Zurich, Switzerland, 2008.
- [12] A. MAMMERI, L. ULMET, C. PETIT, AND A. MOKHTARI, *Temperature modelling in pavements: the effect of long- and short-wave radiation*, International Journal of Pavement Engineering, 16 (2015), pp. 198–213.
- [13] X. MIN ZHOU, Z. J. YANG, C. CHANG, AND G. SONG, *Numerical assessment of electric roadway deicing system utilizing emerging carbon nanofiber paper*, Journal of Cold Regions Engineering, 26 (2012), pp. 1–15.
- [14] K. MORITA AND M. TAGO, *Operational characteristics of the gaia snow-melting system in ninohe, iwate, japan*, in World Geothermal Congress 2000, Beppu - Morioka, Japan, 2000, pp. 3511 – 3516.
- [15] A. MÜNCH AND F. PERIAGO, *Numerical approximation of bang-bang controls for the heat equation: an optimal design approach*, Systems Control Lett., 62 (2013), pp. 643–655.
- [16] E. SACHS, *A parabolic control problem with a boundary condition of the Stefan-Boltzmann type*, Z. Angew. Math. Mech., 58 (1978), pp. 443–449.
- [17] A. SCACHT, M. MUNK, C. BUSEN, M. OSSER, AND B. STEINAUER, *Application of a porous interlayer for road temperature control*, in XIV International Winter Road Congress, Institute for road and traffic engineering, RWTH Aachen university, Deutschland, PIARC, Andorra la Vella, 2014.
- [18] T. SCHARF, *La route thermorégulée*, in ARTE Futuremag, Les routes de demain, Paris, France, 2 avril 2016.
- [19] Z. TANG, Z. LI, J. QIAN, AND K. WANG, *Experimental study on deicing performance of carbon fiber reinforced conductive concrete*, J. Mater. Sci. Technol., 21 (2005), pp. 113–117.
- [20] W. YU, X. YI, M. GUO, AND L. CHEN, *State of the art and practice of pavement antiicing and deicing techniques*, Sciences in Cold and Arid Regions, 6 (2014), pp. 14 – 21.
- [21] J. ZHANG, D. DAS, AND R. PETERSON, *Selection of effective and efficient snow removal and ice control technologies for cold-region bridges*, Journal of Civil, Environmental, and Architectural Engineering, 3 (2009), pp. 1 – 14.
- [22] H. ZHAO, Z. WU, S. WANG, J. ZHENG, AND G. CHE, *Concrete pavement deicing with carbon fiber heating wires*, Cold Regions Science and Technology, 65 (2011), pp. 413 – 420.